



**etfinfo.com**  
**User Guide**

How to use the ETF information platform  
**www.etfinfo.com**;  
an investor's guide

**Version 1.0.0**

**10 February 2017**  
**etfinfo.com\_user\_guide\_(cs-p-en-010014-1.0.0)**

**Table of Contents**

1. Introduction to etfinfo.com .....	4
2. Selecting language and investor profile .....	5
2.1. Preferred language .....	5
2.2. Country/Investor profile .....	5
3. Homepage overview .....	7
4. Member tab.....	8
5. Search and Advanced Search functions .....	12
5.1. Using the Search function .....	12
5.2. Searching for a specific ETF .....	13
5.3. Selecting funds based on a category .....	14
5.4. Display complete ETF information on a single page .....	16
5.5. Fund house information and contact details.....	19
5.6. Advanced Search.....	20
5.7. Comparing ETFs.....	22
6. Platform statistics.....	23
7. Footer .....	26
8. fundinfo.com .....	26
9. Documents and data published on www.etfinfo.com .....	27
9.1. ETF documents.....	27
9.2. Dynamic fund data .....	27
9.3. Basic ETF data.....	28
10. Can't find a specific fund, fund information, or a document is obsolete? .....	28
11. Glossary .....	29
11.1. Documents .....	29
11.2. Prices .....	29
12. Sources of fund information.....	30
13. Additional fundinfo services .....	30
14. Contacting fundinfo.....	30
15. FAQs .....	30
16. Revision History.....	31
17. Disclaimer .....	31

## Table of Figures

Figure 1: etfinfo.com homepage before profile selection.....	4
Figure 2: Preferred language and investor domicile / profile (“Fund Market”) selection links .....	5
Figure 3: Selecting investor profile and acceptance of disclaimer.....	5
Figure 4: etfinfo homepage after profile selection.....	7
Figure 5: etfinfo member list .....	8
Figure 6: Clicking on a logo displays all available fund house information.....	9
Figure 7: Deutsche Asset Management ETFs and share classes available to professional investors in Switzerland.....	10
Figure 8: Expanding an ETF to display available share classes .....	11
Figure 9: the Search function is used for simple searches .....	12
Figure 10: Search function - search by ISIN.....	13
Figure 11: Search function - search for share class .....	13
Figure 12: Category search – Dow Jones.....	14
Figure 13: Search function - all ETF information contained in a single scrollable page; Section 1, Identifiers, Description and Product Detail.....	16
Figure 14: Search function - all ETF information contained in a single scrollable page; Section 2, Price, Performance and Premium Discount Charts .....	17
Figure 15: Search function - all ETF information contained in a single scrollable page; Section 3, Taxlines, Companies, Index.....	17
Figure 16: Search function - all ETF information contained in a single scrollable page; Section 4, Listings .....	18
Figure 17: Search function - all ETF information contained in a single scrollable page; Section 5, Documents .....	18
Figure 18: Accessing fund house information via the search results page .....	19
Figure 19: Advanced Search function.....	20
Figure 20: Advanced Search filter settings .....	20
Figure 21: Advanced Search results.....	21
Figure 22: Side-by-side comparison of up to 5 ETFs .....	22
Figure 23: High-level platform statistics .....	23
Figure 24: Click on STATISTICS in the header to access detailed platform statistics .....	23
Figure 25: www.etfinfo.com footer .....	26
Figure 26: Dynamic fund data published on etfinfo.com by domicile .....	27

## 1. Introduction to etfinfo.com

[www.etfinfo.com](http://www.etfinfo.com) is a publically available web platform for information about Exchange Traded Funds (ETFs). The platform is owned and operated by fundinfo AG, a financial services company headquartered in Zurich, Switzerland (more details about fundinfo AG at <http://about.fundinfo.com>). It allows investors to quickly access the latest documents and data for ETFs available in Europe, Hong Kong and Singapore. It also allows investors to compare up to 5 ETFs side-by-side. The platform provides information about ETFs from over 24 fund houses comprising over 1600 ETFs. Participating fund houses include many of the world's largest asset management companies including iShares, UBS Global Asset Management, Deutsche Asset Management, Deka, Invesco, Lyxor, and China Post Global. The platform is free of charge for investors. A sister site, [www.fundinfo.com](http://www.fundinfo.com), is also available for investors interested in active funds.

To access the service, type [www.etfinfo.com](http://www.etfinfo.com) in your internet browser. The platform is supported on the most popular browsers including Edge, Internet Explorer, Firefox, Chrome, and Safari. Currently, the service is best accessed via a notebook, tablet or desktop monitor. The homepage (before profile selection) looks like this:



Figure 1: etfinfo.com homepage before profile selection

## 2. Selecting language and investor profile

Before using the platform, select your preferred language and set your investor profile via the links in the upper right corner.



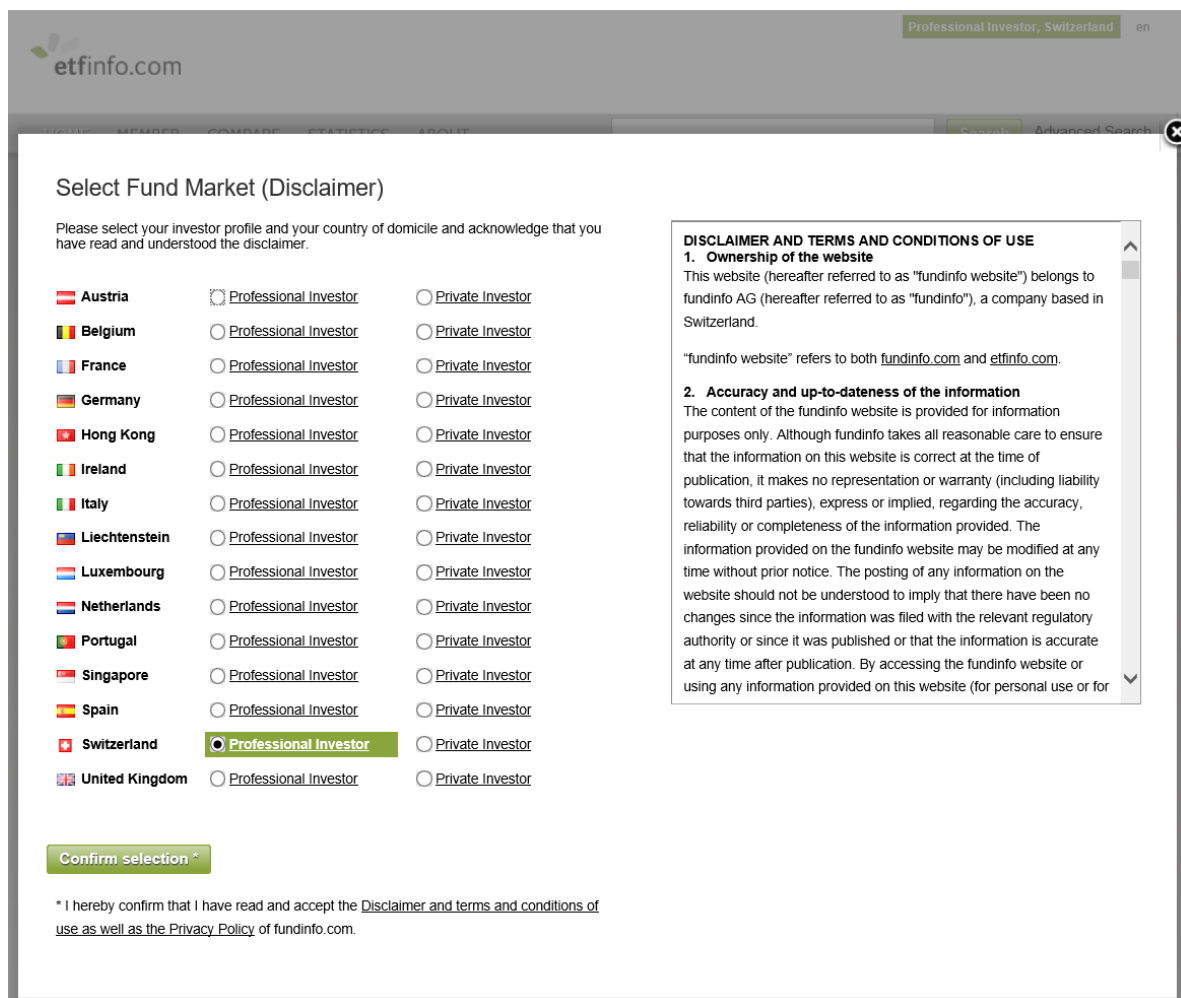
Figure 2: Preferred language and investor domicile / profile ("Fund Market") selection links

### 2.1. Preferred language

You can select your preferred language via the pulldown option in the upper right corner; English, German, or Italian. This will switch the interface to your preferred language. When searching for ETFs, links to documents in your preferred language will be shown first if they are made available by the corresponding fund house. Links to all available language versions are always shown in any case.

### 2.2. Country/Investor profile

Clicking on the "Fund Market" link opens the country/investor profile pop-up dialogue.



etfinfo.com

Professional Investor, Switzerland en

Home MEMBER COMPARE STATISTICS ABOUT

Search Advanced Search

### Select Fund Market (Disclaimer)

Please select your investor profile and your country of domicile and acknowledge that you have read and understood the disclaimer.

Austria	<input type="radio"/> Professional Investor	<input type="radio"/> Private Investor
Belgium	<input type="radio"/> Professional Investor	<input type="radio"/> Private Investor
France	<input type="radio"/> Professional Investor	<input type="radio"/> Private Investor
Germany	<input type="radio"/> Professional Investor	<input type="radio"/> Private Investor
Hong Kong	<input type="radio"/> Professional Investor	<input type="radio"/> Private Investor
Ireland	<input type="radio"/> Professional Investor	<input type="radio"/> Private Investor
Italy	<input type="radio"/> Professional Investor	<input type="radio"/> Private Investor
Liechtenstein	<input type="radio"/> Professional Investor	<input type="radio"/> Private Investor
Luxembourg	<input type="radio"/> Professional Investor	<input type="radio"/> Private Investor
Netherlands	<input type="radio"/> Professional Investor	<input type="radio"/> Private Investor
Portugal	<input type="radio"/> Professional Investor	<input type="radio"/> Private Investor
Singapore	<input type="radio"/> Professional Investor	<input type="radio"/> Private Investor
Spain	<input type="radio"/> Professional Investor	<input type="radio"/> Private Investor
Switzerland	<input checked="" type="radio"/> Professional Investor	<input type="radio"/> Private Investor
United Kingdom	<input type="radio"/> Professional Investor	<input type="radio"/> Private Investor

\* I hereby confirm that I have read and accept the [Disclaimer and terms and conditions of use](#) as well as the [Privacy Policy](#) of fundinfo.com.

**DISCLAIMER AND TERMS AND CONDITIONS OF USE**

**1. Ownership of the website**  
This website (hereafter referred to as "fundinfo website") belongs to fundinfo AG (hereafter referred to as "fundinfo"), a company based in Switzerland.  
  
"fundinfo website" refers to both [fundinfo.com](http://fundinfo.com) and [etfinfo.com](http://etfinfo.com).

**2. Accuracy and up-to-dateness of the information**  
The content of the fundinfo website is provided for information purposes only. Although fundinfo takes all reasonable care to ensure that the information on this website is correct at the time of publication, it makes no representation or warranty (including liability towards third parties), express or implied, regarding the accuracy, reliability or completeness of the information provided. The information provided on the fundinfo website may be modified at any time without prior notice. The posting of any information on the website should not be understood to imply that there have been no changes since the information was filed with the relevant regulatory authority or since it was published or that the information is accurate at any time after publication. By accessing the fundinfo website or using any information provided on this website (for personal use or for

Figure 3: Selecting investor profile and acceptance of disclaimer

Click on the option which best describes you based on your domicile, and whether you are a professional or private investor. For this example, we will be searching for ETFs as a "professional investor" based in Switzerland, with preferred language English (en). Afterwards, the selected profile is



displayed in the upper right corner. With this profile selected, only information pertaining to ETFs available to professional investors domiciled in Switzerland will be displayed.

On the date of this document, the platform is available to investors domiciled in Austria, Belgium, France, Germany, Hong Kong, Ireland, Italy, Liechtenstein, Luxembourg, Netherlands, Portugal, Singapore, Spain, Switzerland and the United Kingdom.

Investor profile and preferred language settings will be stored as a cookie in your browser – you will not need to select them again the next time you visit the site unless you use a different browser or clear your cookies. Investor profile and preferred language may be chosen independent of each other.

Pressing “Confirm selection” creates your profile, and confirms you have read and accepted the disclaimer, terms and conditions of use as well as Privacy Policy which appears on the right.

Note that you do not need a log-in to use [www.etfinfo.com](http://www.etfinfo.com) – the platform may be used in a completely anonymous fashion.

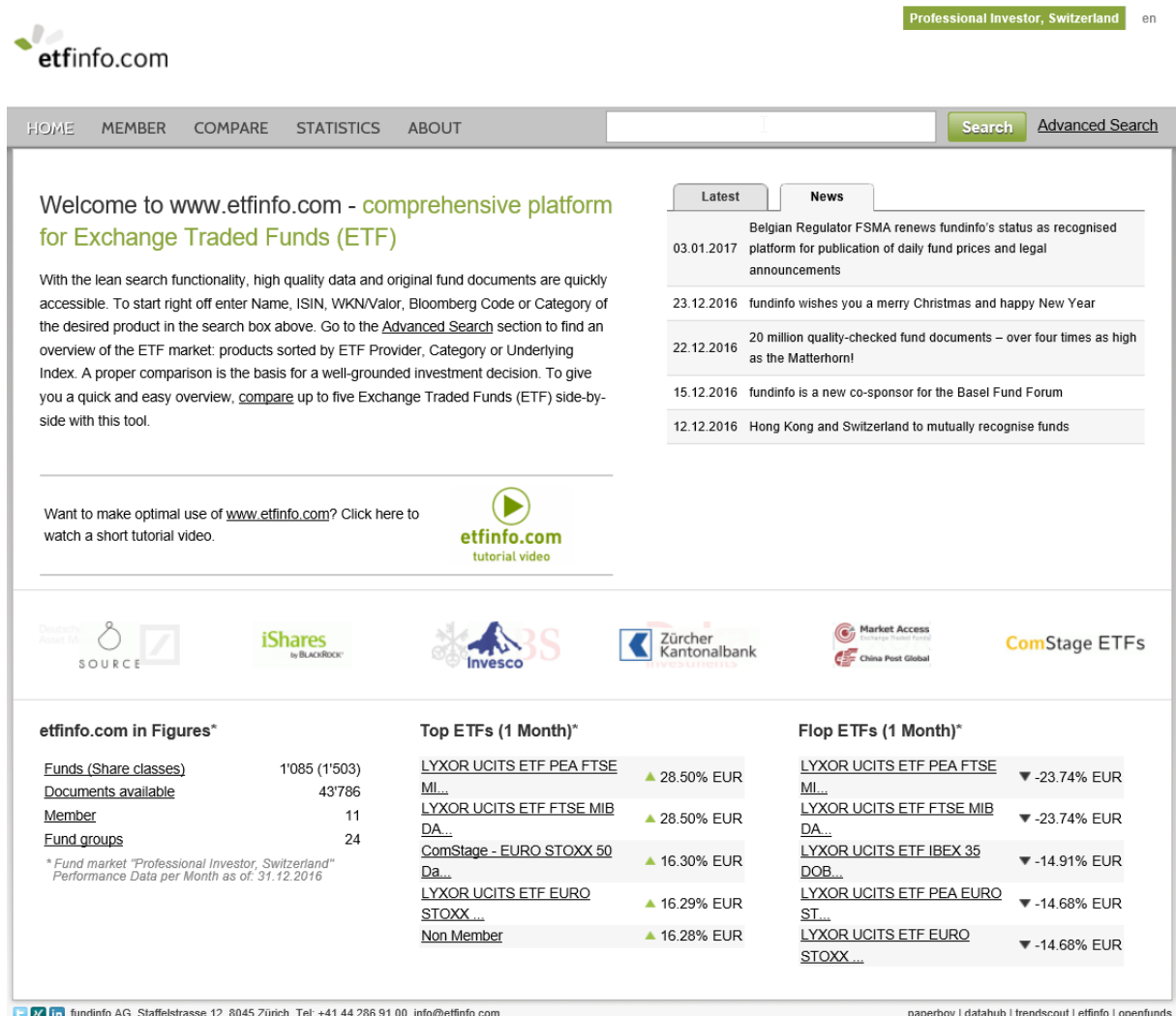
### 3. Homepage overview

After selecting your language and profile, the homepage displays several areas of information. The news area on the right shows the latest news from fundinfo. Clicking on the title opens the complete news item in a new tab. The latest five announcements from fundinfo are displayed under the “News” tab. News from fundinfo is published as a blog hosted on fundinfo’s corporate website:

<https://about.fundinfo.com/en/news/blog/>

On the left side of the homepage, a brief “quick start” text is displayed which gives an introduction about how to use the main features of [www.etfinfo.com](http://www.etfinfo.com). Below the text is a link to a brief tutorial video which demonstrates the basic functionalities of the platform:

<https://www.youtube.com/embed/jE5WGrLxn4?info=0&rel=0> (6.36 minutes).



Professional investor, Switzerland en

etfinfo.com

HOME MEMBER COMPARE STATISTICS ABOUT

Welcome to [www.etfinfo.com](http://www.etfinfo.com) - comprehensive platform for Exchange Traded Funds (ETF)

With the lean search functionality, high quality data and original fund documents are quickly accessible. To start right off enter Name, ISIN, WKN/Valor, Bloomberg Code or Category of the desired product in the search box above. Go to the [Advanced Search](#) section to find an overview of the ETF market: products sorted by ETF Provider, Category or Underlying Index. A proper comparison is the basis for a well-grounded investment decision. To give you a quick and easy overview, [compare](#) up to five Exchange Traded Funds (ETF) side-by-side with this tool.

Want to make optimal use of [www.etfinfo.com](http://www.etfinfo.com)? Click here to watch a short tutorial video.

etfinfo.com tutorial video

Latest News

- 03.01.2017 Belgian Regulator FSMA renews fundinfo's status as recognised platform for publication of daily fund prices and legal announcements
- 23.12.2016 fundinfo wishes you a merry Christmas and happy New Year
- 22.12.2016 20 million quality-checked fund documents – over four times as high as the Matterhorn!
- 15.12.2016 fundinfo is a new co-sponsor for the Basel Fund Forum
- 12.12.2016 Hong Kong and Switzerland to mutually recognise funds

Source, iShares by BLACKROCK, Invesco, Zürcher Kantonalbank, Market Access Exchange Traded Funds, China Post Global, ComStage ETFs

**etfinfo.com in Figures\***

Funds (Share classes)	1'085 (1'503)
Documents available	43'786
Member	11
Fund groups	24

\* Fund market "Professional Investor, Switzerland"  
Performance Data per Month as of: 31.12.2016

**Top ETFs (1 Month)\***

LYXOR UCITS ETF PEA FTSE MI...	▲ 28.50% EUR
LYXOR UCITS ETF FTSE MIB DA...	▲ 28.50% EUR
ComStage - EURO STOXX 50 Da...	▲ 16.30% EUR
LYXOR UCITS ETF EURO STOXX...	▲ 16.29% EUR
Non Member	▲ 16.28% EUR

**Flop ETFs (1 Month)\***

LYXOR UCITS ETF PEA FTSE MI...	▼ -23.74% EUR
LYXOR UCITS ETF FTSE MIB DA...	▼ -23.74% EUR
LYXOR UCITS ETF IBEX 35 DOB...	▼ -14.91% EUR
LYXOR UCITS ETF PEA EURO ST...	▼ -14.68% EUR
LYXOR UCITS ETF EURO STOXX...	▼ -14.68% EUR

fundinfo AG, Staffelfstrasse 12, 8045 Zürich, Tel: +41 44 286 91 00, [info@etfinfo.com](mailto:info@etfinfo.com)

paperboy | datahub | trendscout | etfinfo | openfunds

Figure 4: etfinfo homepage after profile selection

Below the video link is a rotating display of member’s logos. Clicking on a logo brings you to the corresponding member information page with contact details and general information with links to their ETFs and share classes hosted on the platform.

The bottom section titled “etfinfo.com in Figures” displays statistics about the platform which are relevant to your selected domicile and profile. It shows the number of ETFs and share classes available to you, plus number of member as well as non-member fund groups which are represented on the platform. Note that in the figure shown, there are ETFs from 11 members and 15 non-members available to our selected profile. For non-members, documents are not available, however data

including NAV is provided. For ETFs offered by members, documents and data are also available. Performance data and the comparison functionality is only available for ETFs offered by members.

#### 4. Member tab

Exploring from left to right in the menu bar, clicking on the **MEMBER** tab displays the logos of participating fund house members who publish their ETF information on the platform. Members and their logos are displayed in alphabetical order. Only fund houses who offer funds available to your domicile (country) and profile (private or professional investor) are displayed.





Figure 5: etfinfo member list

By clicking on a member logo, you can quickly find out information about a particular fund house, as well as navigate directly to a page listing all of their ETFs and share classes that are available to your profile.

As an example, clicking on the iShares logo displays contact details, and all their funds and share classes which are available to professional investors domiciled in Switzerland. Total number of ETFs and share classes registered are shown.



HOME MEMBER COMPARE STATISTICS ABOUT  [Search](#) [Advanced Search](#)



**iShares / BlackRock Asset Management Schweiz AG**

BlackRock Asset Management Schweiz AG  
 Bahnhofstrasse 39  
 8001 Zurich

0800 33 66 88  
 ISHARES <GO>  
[iSharesSwitzerland@blackrock.com](mailto:iSharesSwitzerland@blackrock.com)  
[www.iShares.ch](http://www.iShares.ch)

**About iShares**

iShares is the global product leader in exchange traded funds with over 700 funds globally across equities, fixed income and commodities, which trade on 20 exchanges worldwide. The iShares Funds are bought and sold like common stocks on securities exchanges. The iShares Funds are attractive to many individual and institutional investors and financial intermediaries because of their relative low cost, tax efficiency and trading flexibility. Investors can purchase and sell shares through any brokerage firm, financial advisor, or online broker, and hold the funds in any type of brokerage account. The iShares customer base consists of the institutional segment of pension plans and fund managers, as well as the retail segment of financial advisors and private investors. For additional information, please visit [www.iShares.ch](http://www.iShares.ch).

**General information\***

<u>Funds registered</u>	248
<u>Share classes registered</u>	249

\* Fund market "Professional Investor, Switzerland"

**Why you should demand**

Figure 6: Clicking on a logo displays all available fund house information

Clicking on “Funds registered” or “Share classes registered” displays all ETFs and share classes available to the selected profile listed in alphabetical order:

Professional Investor, Switzerland en

etfinfo.com

---

HOME MEMBER COMPARE STATISTICS ABOUT  [Search](#) [Advanced Search](#)

Deutsche Asset Management (53 Funds, 99 Share classes)

Overview

Fund name	Ccy	Acc./Inc.	Repl.	ISIN	NAV	NAV D	MR	PR	Videos	Compare
<input type="checkbox"/> <a href="#">db x-trackers - DAX UCITS ETF DR - 1C</a>	EUR	Acc.	full	LU0274211480	112.2589 EUR	30.12.16	en	de		<input type="checkbox"/>
<input type="checkbox"/> <a href="#">db x-trackers - DBLCI - OY Balanced UCITS ETF - 1C</a>	EUR <sup>h</sup>	Acc.	syn. uf	LU0292106167	18.1477 EUR	30.12.16	en	de		<input type="checkbox"/>
<input type="checkbox"/> <a href="#">db x-trackers - EURO STOXX 50 UCITS ETF DR - 1C</a>	EUR	Acc.	full	LU0380865021	44.2159 EUR	30.12.16	en	de		<input type="checkbox"/>
<input type="checkbox"/> <a href="#">db x-trackers - EURO STOXX Select Dividend 30 UCITS ETF DR - 1D</a>	EUR	Inc.	full	LU0292095535	21.2239 EUR	30.12.16	en	de		<input type="checkbox"/>
<input type="checkbox"/> <a href="#">db x-trackers - FTSE China 50 UCITS ETF DR - 1C</a>	USD	Acc.	full	LU0292109856	29.9804 USD	30.12.16	en	de		<input type="checkbox"/>
<input type="checkbox"/> <a href="#">db x-trackers - FTSE MIB UCITS ETF DR - 1D</a>	EUR	Inc.	full	LU0274212538	19.8235 EUR	30.12.16	en	de		<input type="checkbox"/>
<input type="checkbox"/> <a href="#">db x-trackers - MSCI Brazil Index UCITS ETF DR - 1C</a>	USD	Acc.	full	LU0292109344	37.1851 USD	30.12.16	en	de		<input type="checkbox"/>
<input type="checkbox"/> <a href="#">db x-trackers - MSCI EM Asia Index UCITS ETF - 1C</a>	USD	Acc.	syn. uf	LU0292107991	37.9042 USD	30.12.16	en	de		<input type="checkbox"/>
<input type="checkbox"/> <a href="#">db x-trackers - MSCI EM Index UCITS ETF - 1C</a>	USD	Acc.	syn. uf	LU0292107645	35.2193 USD	30.12.16	en	de		<input type="checkbox"/>
<input type="checkbox"/> <a href="#">db x-trackers - MSCI EM LATAM INDEX UCITS ETF - 1C</a>	USD	Acc.	syn. uf	LU0292108619	38.0708 USD	30.12.16	en	de		<input type="checkbox"/>
<input type="checkbox"/> <a href="#">db x-trackers - MSCI Europe Index UCITS ETF DR - 1C</a>	USD	Acc.	full	LU0274209237	54.3657 USD	30.12.16	en	de		<input type="checkbox"/>
<input type="checkbox"/> <a href="#">db x-trackers - MSCI Japan Index UCITS ETF DR - 1C</a>	USD	Acc.	full	LU0274209740	50.1043 USD	30.12.16	en	de		<input type="checkbox"/>
<input type="checkbox"/> <a href="#">db x-trackers - MSCI Korea Index UCITS ETF DR - 1C</a>	USD	Acc.	full	LU0292100046	55.7549 USD	30.12.16	en	de		<input type="checkbox"/>
<input type="checkbox"/> <a href="#">db x-trackers - MSCI Taiwan Index UCITS ETF DR - 1C</a>	USD	Acc.	full	LU0292109187	22.3581 USD	30.12.16	en	de		<input type="checkbox"/>
<input type="checkbox"/> <a href="#">db x-trackers - MSCI USA Index UCITS ETF - 1C</a>	USD	Acc.	syn. uf	LU0274210672	58.3187 USD	30.12.16	en	de		<input type="checkbox"/>
<input type="checkbox"/> <a href="#">db x-trackers - MSCI World Index UCITS ETF - 1C</a>	USD	Acc.	syn. uf	LU0274208692	47.6592 USD	30.12.16	en	de		<input type="checkbox"/>
<input type="checkbox"/> <a href="#">db x-trackers - Nifty 50 UCITS ETF - 1C</a>	USD	Acc.	syn. uf	LU0292109690	121.0477 USD	30.12.16	en	de		<input type="checkbox"/>
<input type="checkbox"/> <a href="#">db x-trackers - ShortDAX Daily UCITS ETF - 1C</a>	EUR	Acc.	syn. fd	LU0292106241	23.9543 EUR	30.12.16	en	de		<input type="checkbox"/>
<input type="checkbox"/> <a href="#">db x-trackers - STOXX Global Select Dividend 100 UCITS ETF - 1D</a>	EUR	Inc.	syn. uf	LU0292096186	29.4949 EUR	30.12.16	en	de		<input type="checkbox"/>
<input type="checkbox"/> <a href="#">db x-trackers - Swiss Large Cap UCITS ETF DR - 1C</a>	CHF	Acc.	full	LU0943504760	87.7918 CHF	30.12.16	en	de		<input type="checkbox"/>

Compare up to 5 ETFs in our comparison view: [Compare](#)

1 2 3 >> 20 50 100

Figure 7: Deutsche Asset Management ETFs and share classes available to professional investors in Switzerland

Clicking on a “plus” icon (+) on the left-hand side of the listing expands a fund to show all available share classes in alphabetical order.

Deutsche Asset Management (53 Funds, 99 Share classes)										
Overview										
Fund name	Ccy	Acc./Inc.	Repl.	ISIN	NAV	NAV D	MR	PR	Videos	Compare
<input checked="" type="checkbox"/> db x-trackers - DAX UCITS ETF DR - 1C	EUR	Acc.	full	LU0274211480	112.2589 EUR	30.12.16	en	de		<input type="checkbox"/>
<input checked="" type="checkbox"/> db x-trackers - DBLCI - OY Balanced UCITS ETF - 1C	EUR <sup>h</sup>	Acc.	syn. uf	LU0292106167	18.1477 EUR	30.12.16	en	de		<input type="checkbox"/>
db x-trackers - DBLCI - OY Balanced UCITS ETF - 2C	USD	Acc.	syn. uf	LU0460391732	23.2797 USD	30.12.16	de	de		<input type="checkbox"/>
db x-trackers - DBLCI - OY Balanced UCITS ETF - 3C	GBP <sup>h</sup>	Acc.	syn. uf	LU0460391906	23.4713 GBP	30.12.16	de	de		<input type="checkbox"/>
<input checked="" type="checkbox"/> db x-trackers - EURO STOXX 50 UCITS ETF DR - 1C	EUR	Acc.	full	LU0380865021	44.2159 EUR	30.12.16	en	de		<input type="checkbox"/>
<input checked="" type="checkbox"/> db x-trackers - EURO STOXX Select Dividend 30 UCITS ETF DR - 1D	EUR	Inc.	full	LU0292095535	21.2239 EUR	30.12.16	en	de		<input type="checkbox"/>
<input checked="" type="checkbox"/> db x-trackers - FTSE China 50 UCITS ETF DR - 1C	USD	Acc.	full	LU0292109856	29.9804 USD	30.12.16	en	de		<input type="checkbox"/>
<input checked="" type="checkbox"/> db x-trackers - FTSE MIB UCITS ETF DR - 1D	EUR	Inc.	full	LU0274212538	19.8235 EUR	30.12.16	en	de		<input type="checkbox"/>
<input checked="" type="checkbox"/> db x-trackers - MSCI Brazil Index UCITS ETF DR - 1C	USD	Acc.	full	LU0292109344	37.1851 USD	30.12.16	en	de		<input type="checkbox"/>
<input checked="" type="checkbox"/> db x-trackers - MSCI EM Asia Index UCITS ETF - 1C	USD	Acc.	syn. uf	LU0292107991	37.9042 USD	30.12.16	en	de		<input type="checkbox"/>
<input checked="" type="checkbox"/> db x-trackers - MSCI EM Index UCITS ETF - 1C	USD	Acc.	syn. uf	LU0292107645	35.2193 USD	30.12.16	en	de		<input type="checkbox"/>
<input checked="" type="checkbox"/> db x-trackers - MSCI EM LATAM INDEX UCITS ETF - 1C	USD	Acc.	syn. uf	LU0292108619	38.0708 USD	30.12.16	en	de		<input type="checkbox"/>
<input checked="" type="checkbox"/> db x-trackers - MSCI Europe Index UCITS ETF DR - 1C	USD	Acc.	full	LU0274209237	54.3657 USD	30.12.16	en	de		<input type="checkbox"/>
<input checked="" type="checkbox"/> db x-trackers - MSCI Japan Index UCITS ETF DR - 1C	USD	Acc.	full	LU0274209740	50.1043 USD	30.12.16	en	de		<input type="checkbox"/>
<input checked="" type="checkbox"/> db x-trackers - MSCI Korea Index UCITS ETF DR - 1C	USD	Acc.	full	LU0292100046	55.7549 USD	30.12.16	en	de		<input type="checkbox"/>
<input checked="" type="checkbox"/> db x-trackers - MSCI Taiwan Index UCITS ETF DR - 1C	USD	Acc.	full	LU0292109187	22.3581 USD	30.12.16	en	de		<input type="checkbox"/>
<input checked="" type="checkbox"/> db x-trackers - MSCI USA Index UCITS ETF - 1C	USD	Acc.	syn. uf	LU0274210672	58.3187 USD	30.12.16	en	de		<input type="checkbox"/>
<input checked="" type="checkbox"/> db x-trackers - MSCI World Index UCITS ETF - 1C	USD	Acc.	syn. uf	LU0274208692	47.6592 USD	30.12.16	en	de		<input type="checkbox"/>
<input checked="" type="checkbox"/> db x-trackers - Nifty 50 UCITS ETF - 1C	USD	Acc.	syn. uf	LU0292109690	121.0477 USD	30.12.16	en	de		<input type="checkbox"/>
<input checked="" type="checkbox"/> db x-trackers - ShortDAX Daily UCITS ETF - 1C	EUR	Acc.	syn. fd	LU0292106241	23.9543 EUR	30.12.16	en	de		<input type="checkbox"/>
<input checked="" type="checkbox"/> db x-trackers - STOXX Global Select Dividend 100 UCITS ETF - 1D	EUR	Inc.	syn. uf	LU0292096186	29.4949 EUR	30.12.16	en	de		<input type="checkbox"/>
<input checked="" type="checkbox"/> db x-trackers - Swiss Large Cap UCITS ETF DR - 1C	CHF	Acc.	full	LU0943504760	87.7918 CHF	30.12.16	en	de		<input type="checkbox"/>

Compare up to 5 ETFs in our comparison view:

1 2 3 >> 20 50 100

Figure 8: Expanding an ETF to display available share classes

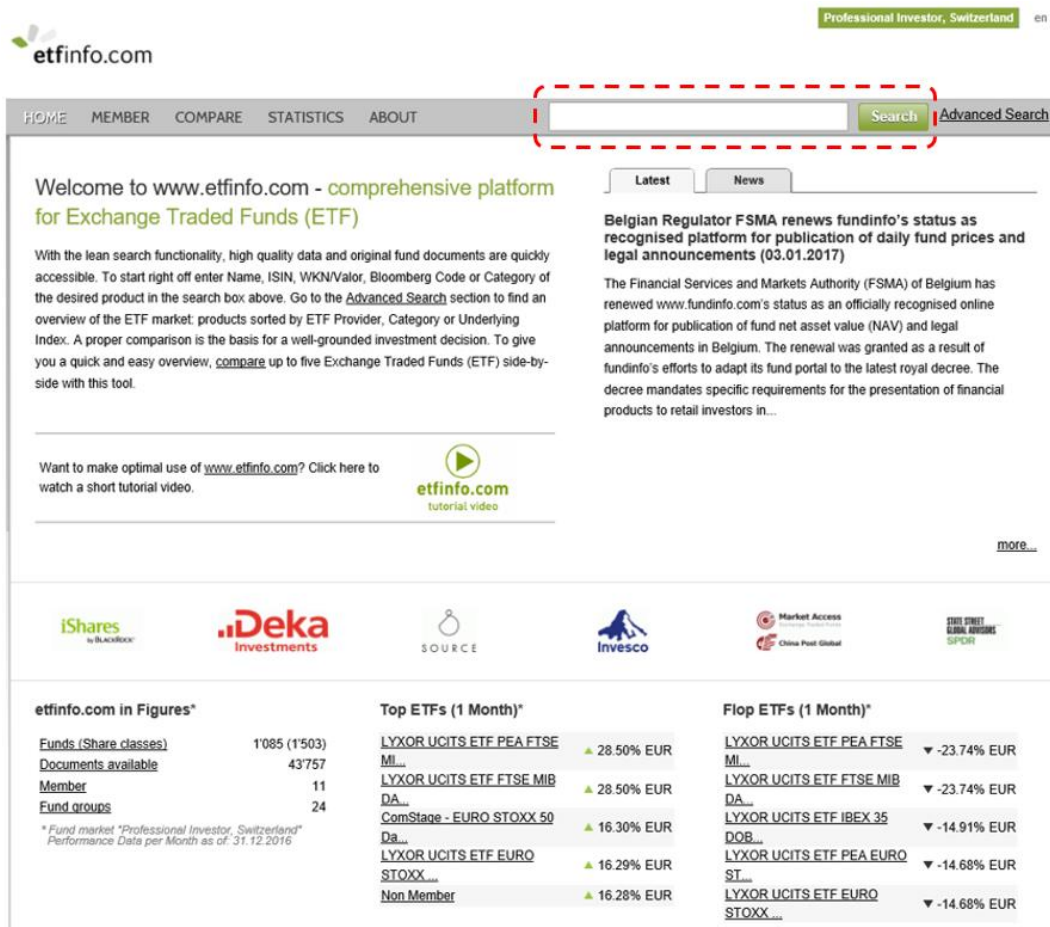
## 5. Search and Advanced Search functions

To search the entire database for ETFs available to you by all Fund Houses, there are two methods, "Search" or "Advanced Search" which are visible in the upper right corner of every page.

### 5.1. Using the Search function

For simple searches, use the Search function. You can quickly find information about individual funds or categories by typing in search strings, e.g.:

- ETF name
- ISIN
- WKN
- Valor no.
- Category of the desired product (e.g. S&P, Index, Dow Jones, fund house name such as Aberdeen, BlackRock, etc.)
- Text string  
(e.g. **equity Europe** will result in all funds having "equity and Europe" in the fund name, while "Europe equity" surrounded by quotes results in funds having these two search terms together, one after the other.) Search is not case sensitive, e.g. "Europe" and "europe" are treated the same by the search function. Boolean operators (e.g. "AND", "OR") are not supported by the Search function, use "Advanced Search" for more detailed searches.



Professional Investor, Switzerland en

etfinfo.com

HOME MEMBER COMPARE STATISTICS ABOUT

Search Advanced Search

Welcome to www.etfinfo.com - comprehensive platform for Exchange Traded Funds (ETF)

With the lean search functionality, high quality data and original fund documents are quickly accessible. To start right off enter Name, ISIN, WKN/Valor, Bloomberg Code or Category of the desired product in the search box above. Go to the [Advanced Search](#) section to find an overview of the ETF market: products sorted by ETF Provider, Category or Underlying Index. A proper comparison is the basis for a well-grounded investment decision. To give you a quick and easy overview, [compare](#) up to five Exchange Traded Funds (ETF) side-by-side with this tool.

Want to make optimal use of [www.etfinfo.com](#)? Click here to watch a short tutorial video.

etfinfo.com tutorial video

more...

Latest News

Belgian Regulator FSMA renews fundinfo's status as recognised platform for publication of daily fund prices and legal announcements (03.01.2017)

The Financial Services and Markets Authority (FSMA) of Belgium has renewed www.fundinfo.com's status as an officially recognised online platform for publication of fund net asset value (NAV) and legal announcements in Belgium. The renewal was granted as a result of fundinfo's efforts to adapt its fund portal to the latest royal decree. The decree mandates specific requirements for the presentation of financial products to retail investors in...

iShares by BlackRock | Deka Investments | SOURCE | Invesco | Market Access China Post Global | STREET STREET BANK FINANCE SPDR

etfinfo.com in Figures*		Top ETFs (1 Month)*		Flop ETFs (1 Month)*	
Funds (Share classes)	1'085 (1'503)	LYXOR UCITS ETF PEA FTSE MIB...	▲ 28.50% EUR	LYXOR UCITS ETF PEA FTSE MIB...	▼ -23.74% EUR
Documents available	43'757	LYXOR UCITS ETF FTSE MIB DA...	▲ 28.50% EUR	LYXOR UCITS ETF FTSE MIB DA...	▼ -23.74% EUR
Member	11	ComStage - EURO STOXX 50 DA...	▲ 16.30% EUR	LYXOR UCITS ETF IBEX 35 DOB...	▼ -14.91% EUR
Fund groups	24	LYXOR UCITS ETF EURO STOXX...	▲ 16.29% EUR	LYXOR UCITS ETF PEA EURO ST...	▼ -14.68% EUR
		Non Member	▲ 16.28% EUR	LYXOR UCITS ETF EURO STOXX...	▼ -14.68% EUR

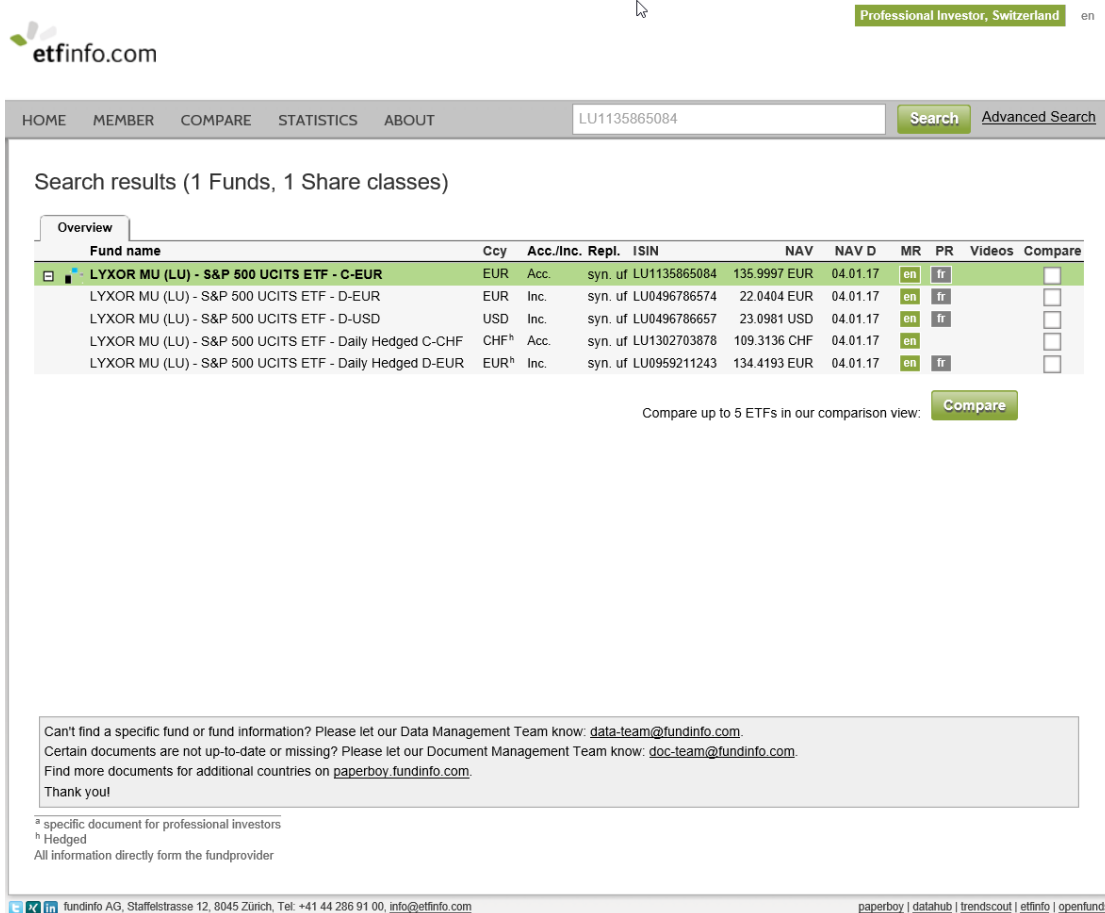
\* Fund market "Professional Investor, Switzerland" Performance Date per Month as of: 31.12.2016

Figure 9: the Search function is used for simple searches

Note that all ETFs displayed are those that are available to investors having your domicile and profile.

## 5.2. Searching for a specific ETF

To find all information about a specific ETF, type in the fund name, ISIN, Valor, or Bloomberg code in the Search field. For example, typing in the ISIN code “LU1135865084” results in a Lyxor ETF including all 5 share classes:



Professional Investor, Switzerland en

etfinfo.com

HOME MEMBER COMPARE STATISTICS ABOUT LU1135865084 Search Advanced Search

Search results (1 Funds, 1 Share classes)

Overview

Fund name	Ccy	Acc./Inc.	Repl.	ISIN	NAV	NAV D	MR	PR	Videos	Compare
<b>LYXOR MU (LU) - S&amp;P 500 UCITS ETF - C-EUR</b>	EUR	Acc.	syn. uf	LU1135865084	135.9997 EUR	04.01.17	en	fr		<input type="checkbox"/>
LYXOR MU (LU) - S&P 500 UCITS ETF - D-EUR	EUR	Inc.	syn. uf	LU0496786574	22.0404 EUR	04.01.17	en	fr		<input type="checkbox"/>
LYXOR MU (LU) - S&P 500 UCITS ETF - D-USD	USD	Inc.	syn. uf	LU0496786657	23.0981 USD	04.01.17	en	fr		<input type="checkbox"/>
LYXOR MU (LU) - S&P 500 UCITS ETF - Daily Hedged C-CHF	CHF <sup>h</sup>	Acc.	syn. uf	LU1302703878	109.3136 CHF	04.01.17	en	fr		<input type="checkbox"/>
LYXOR MU (LU) - S&P 500 UCITS ETF - Daily Hedged D-EUR	EUR <sup>h</sup>	Inc.	syn. uf	LU0959211243	134.4193 EUR	04.01.17	en	fr		<input type="checkbox"/>

Compare up to 5 ETFs in our comparison view: [Compare](#)

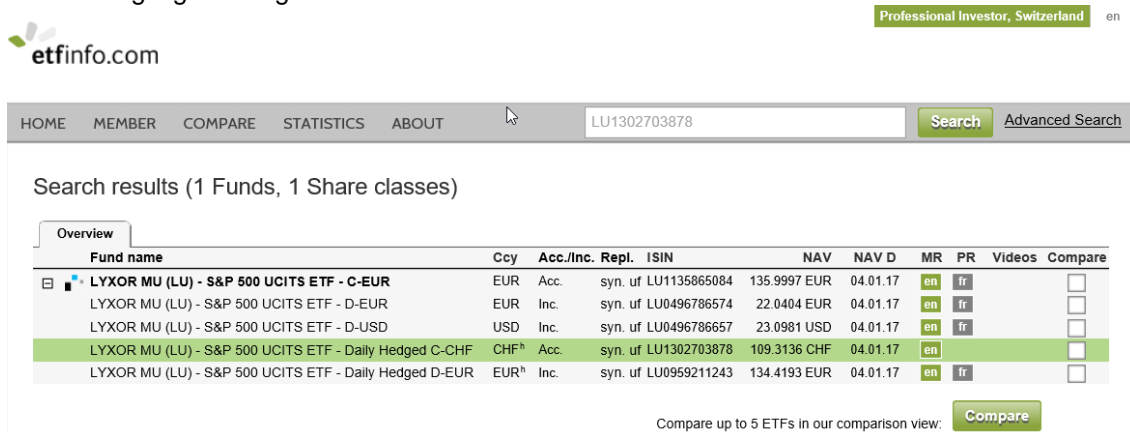
Can't find a specific fund or fund information? Please let our Data Management Team know: [data-team@etfinfo.com](mailto:data-team@etfinfo.com).  
 Certain documents are not up-to-date or missing? Please let our Document Management Team know: [doc-team@etfinfo.com](mailto:doc-team@etfinfo.com).  
 Find more documents for additional countries on [paperboy.fundinfo.com](http://paperboy.fundinfo.com).  
 Thank you!

<sup>a</sup> specific document for professional investors  
<sup>h</sup> Hedged  
 All information directly from the fundprovider

fundinfo AG, Staffelstrasse 12, 8045 Zürich, Tel: +41 44 286 91 00, [info@etfinfo.com](mailto:info@etfinfo.com) [paperboy](#) | [datahub](#) | [trendscout](#) | [etfinfo](#) | [opentunds](#)

Figure 10: Search function - search by ISIN

Searching for an individual share class of this ETF will result in the same results page with the desired share class highlighted in green:



Professional Investor, Switzerland en

etfinfo.com

HOME MEMBER COMPARE STATISTICS ABOUT LU1302703878 Search Advanced Search

Search results (1 Funds, 1 Share classes)

Overview

Fund name	Ccy	Acc./Inc.	Repl.	ISIN	NAV	NAV D	MR	PR	Videos	Compare
<b>LYXOR MU (LU) - S&amp;P 500 UCITS ETF - C-EUR</b>	EUR	Acc.	syn. uf	LU1135865084	135.9997 EUR	04.01.17	en	fr		<input type="checkbox"/>
LYXOR MU (LU) - S&P 500 UCITS ETF - D-EUR	EUR	Inc.	syn. uf	LU0496786574	22.0404 EUR	04.01.17	en	fr		<input type="checkbox"/>
LYXOR MU (LU) - S&P 500 UCITS ETF - D-USD	USD	Inc.	syn. uf	LU0496786657	23.0981 USD	04.01.17	en	fr		<input type="checkbox"/>
<b>LYXOR MU (LU) - S&amp;P 500 UCITS ETF - Daily Hedged C-CHF</b>	CHF <sup>h</sup>	Acc.	syn. uf	LU1302703878	109.3136 CHF	04.01.17	en	fr		<input type="checkbox"/>
LYXOR MU (LU) - S&P 500 UCITS ETF - Daily Hedged D-EUR	EUR <sup>h</sup>	Inc.	syn. uf	LU0959211243	134.4193 EUR	04.01.17	en	fr		<input type="checkbox"/>

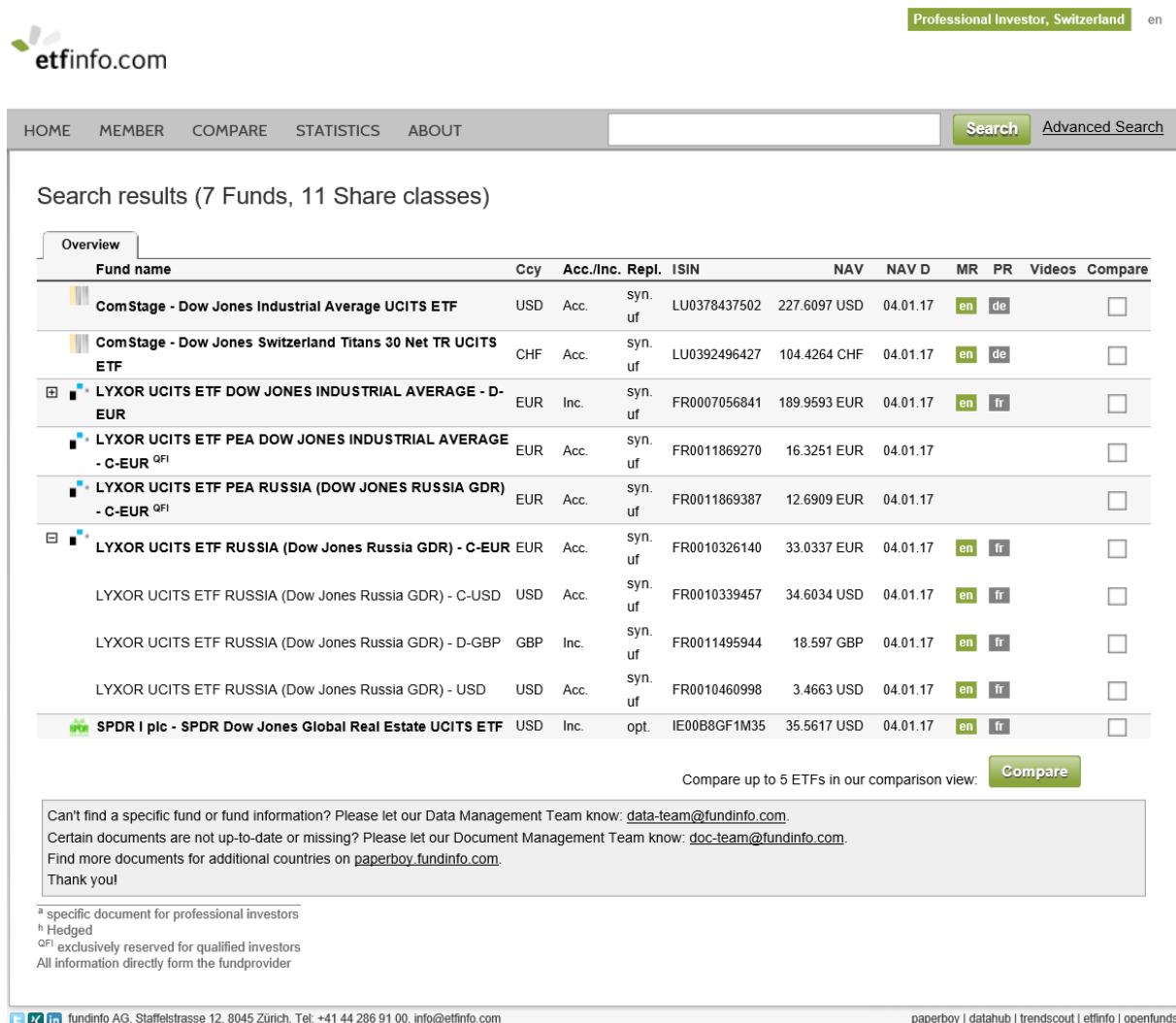
Compare up to 5 ETFs in our comparison view: [Compare](#)

Figure 11: Search function - search for share class

### 5.3. Selecting funds based on a category

The Search function can be used to find funds belonging to a category. For example, type in **Dow Jones**. This search results in 7 funds with 11 share classes offered by 4 different fund houses (this number will change over time as new ETFs are introduced and older ones liquidated). To view all share classes of a fund, click on the plus symbol to expand the listing. In the figure below this has been done for sixth fund on the list; **LYXOR UCITS ETF RUSSIA (Dow Jones Russia GDR) - C-EUR**.

Overview information for each share class can be found to the immediate right of each listing: share class currency, accumulating or income, replication status, ISIN, NAV, NAV date, Monthly Report and Prospectus.



Professional Investor, Switzerland en

etfinfo.com

HOME MEMBER COMPARE STATISTICS ABOUT  Search Advanced Search

Search results (7 Funds, 11 Share classes)

Overview

Fund name	Ccy	Acc./Inc.	Repl.	ISIN	NAV	NAV D	MR	PR	Videos	Compare
ComStage - Dow Jones Industrial Average UCITS ETF	USD	Acc.	syn. uf	LU0378437502	227.6097 USD	04.01.17	en de			<input type="checkbox"/>
ComStage - Dow Jones Switzerland Titans 30 Net TR UCITS ETF	CHF	Acc.	syn. uf	LU0392496427	104.4264 CHF	04.01.17	en de			<input type="checkbox"/>
LYXOR UCITS ETF DOW JONES INDUSTRIAL AVERAGE - D-EUR	EUR	Inc.	syn. uf	FR0007056841	189.9593 EUR	04.01.17	en fr			<input type="checkbox"/>
LYXOR UCITS ETF PEA DOW JONES INDUSTRIAL AVERAGE - C-EUR <sup>QFI</sup>	EUR	Acc.	syn. uf	FR0011869270	16.3251 EUR	04.01.17				<input type="checkbox"/>
LYXOR UCITS ETF PEA RUSSIA (DOW JONES RUSSIA GDR) - C-EUR <sup>QFI</sup>	EUR	Acc.	syn. uf	FR0011869387	12.6909 EUR	04.01.17				<input type="checkbox"/>
LYXOR UCITS ETF RUSSIA (Dow Jones Russia GDR) - C-EUR	EUR	Acc.	syn. uf	FR0010326140	33.0337 EUR	04.01.17	en fr			<input type="checkbox"/>
LYXOR UCITS ETF RUSSIA (Dow Jones Russia GDR) - C-USD	USD	Acc.	syn. uf	FR0010339457	34.6034 USD	04.01.17	en fr			<input type="checkbox"/>
LYXOR UCITS ETF RUSSIA (Dow Jones Russia GDR) - D-GBP	GBP	Inc.	syn. uf	FR0011495944	18.597 GBP	04.01.17	en fr			<input type="checkbox"/>
LYXOR UCITS ETF RUSSIA (Dow Jones Russia GDR) - USD	USD	Acc.	syn. uf	FR0010460998	3.4663 USD	04.01.17	en fr			<input type="checkbox"/>
SPDR I plc - SPDR Dow Jones Global Real Estate UCITS ETF	USD	Inc.	opt.	IE00B8GF1M35	35.5617 USD	04.01.17	en fr			<input type="checkbox"/>

Compare up to 5 ETFs in our comparison view:

Can't find a specific fund or fund information? Please let our Data Management Team know: [data-team@fundinfo.com](mailto:data-team@fundinfo.com).  
 Certain documents are not up-to-date or missing? Please let our Document Management Team know: [doc-team@fundinfo.com](mailto:doc-team@fundinfo.com).  
 Find more documents for additional countries on [paperboy.fundinfo.com](http://paperboy.fundinfo.com).  
 Thank you!

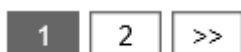
<sup>a</sup> specific document for professional investors  
<sup>h</sup> Hedged  
<sup>QFI</sup> exclusively reserved for qualified investors  
 All information directly form the fundprovider

fundinfo AG, Staffelstrasse 12, 8045 Zürich, Tel: +41 44 286 91 00, [info@etfinfo.com](mailto:info@etfinfo.com) paperboy | datahub | trendscout | etfinfo | openfunds

Figure 12: Category search – Dow Jones

If a fund is hedged, this is indicated by a superscript “h” after the fund currency abbreviation. A superscript “a” indicates documents specifically for professional investors.

If more than 20 ETFs are found corresponding to your search terms, the results are divided over multiple pages which can be navigated via the lower left page icons:



Alternatively, the icons on the lower right allow you to display 20, 50 or up to 100 ETFs per page:

20

50

100

By hovering over the column headers as well as language icons, additional information is revealed:


- Ccy: Share class currency (superscript h=hedged)
- Acc./Inc.: Fund is accumulating or Income
- Repl.: Replication status
- ISIN: International Security Information Number
- NAV: Net Asset Value
- NAV D: Net Asset Value Date
- MR: Monthly Report
- PR: Prospectus
- Language icon: your preferred language is shown (if available) – click to download the document as PDF, or hover over to display other language options that have been provided by the fund house. Documents in English, German and Italian are supported.

Note that additional documents can be accessed by clicking on the ETF name which will open a scrollable page containing all available information. In particular, annual and semi-annual reports, Key Investor Information Document (KIID), as well as legal announcements and fees are available, see the following section.

## 5.4. Display complete ETF information on a single page

To view an ETF's complete information on a single page, click on the ETF Name. All the information that is available under the overview list is now displayed on a single scrollable page, plus additional documents, data and performance charts. This page can be printed via the PDF "Product Sheet" icon in the upper left corner.

**ComStage - Dow Jones Industrial Average UCITS ETF (LU0378437502)**

[Product Sheet](#) 

[Identifiers](#) [Product detail](#) [Prices](#) [Performance](#) [Taxlines](#) [Companies](#) [Index](#) [Listings](#) [Documents](#)

**Identifiers** ▲

<b>Fund Name</b>	ComStage - Dow Jones Industrial Average UCITS ETF
<b>ISIN</b>	LU0378437502
<b>Valor</b>	4561638
<b>Bloomberg</b>	CBINDU GY

**Description** ▲

The Dow Jones Industrial Average™ ComStage ETF is an exchange traded fund (ETF) that tracks the performance Average™ of the Dow Jones Industrial Index. The index performance reflects no dividends. They are, however, generally taken into account in the ComStage ETF and thus increase the performance of the ETF.

**Product detail** ▲

<b>Fund Group Name</b>	Commerz Funds Solutions
<b>Umbrella</b>	ComStage
<b>Fund Currency</b>	USD
<b>Share Class Currency</b>	USD
<b>Distribution Policy</b>	Accumulating
<b>Hedged</b>	No
<b>Funds of Funds</b>	No
<b>Investment Category</b>	<a href="#">Equity / Countries - USA</a>
<b>Inception NAV</b>	115.436 USD
<b>Management Fee</b>	0.450%
<b>TER Excluding Performance Fee</b>	0.450% (30.06.2015)
<b>TER Including Performance Fee</b>	0.450% (30.06.2015)
<b>Ongoing Charges</b>	0.450% (01.07.2014)
<b>Launch Date</b>	01.09.2008
<b>Domicile Country</b>	Luxembourg
<b>Replication Status</b>	synthetical - unfunded swap
<b>Structure</b>	Corporate entity (SICAV, OEIC, SICAF, others)
<b>Legal Status</b>	UCITS
<b>Country Marketing Distribution</b>	For information regarding fund registrations please visit <a href="#">datahub.fundinfo.com</a>
<b>Swiss Paying Agent Name</b>	Commerzbank Aktiengesellschaft, Frankfurt am Main, Zweigniederlassung Zürich
<b>Swiss Representative Name</b>	<a href="#">Commerzbank Aktiengesellschaft, Frankfurt am Main, Zweigniederlassung Zürich</a>

© Depending on fund provider's data delivery: Total Expense Ratio (TER) or Ongoing Charges (OC)

**Provider Monitor**

<a href="#">ComStage - MSCI USA Large Cap...</a>	▲ USD
<a href="#">ComStage - S&amp;P 500 UCITS ETF</a>	▲ USD
<a href="#">ComStage - MSCI USA TRN UCIT...</a>	▲ USD
<a href="#">ComStage - MSCI North America ...</a>	▲ USD




Figure 13: Search function - all ETF information contained in a single scrollable page; Section 1, Identifiers, Description and Product Detail

The section "Provider Monitor" in the upper right corner indicates other ETFs from the same fund house that belong to the same umbrella. Clicking on one of these related ETFs opens that fund in the current window. Note that your browser "back" and "forward" commands are supported.



Prices ▲

NAV (USD)	227.6097 (04.01.17)
AuM (USD)	66.01m (04.01.17)
Number of Shares	290'000 (04.01.17)
Last distribution (USD)	-

Performance Chart ▲



Premium Discount Chart ▲



Performance Data per Month in % ▲

Performance Data per Month as of 31.12.2016

	1 Month	3 Months	6 Months	1 Year	3 Year	5 Years	S.I.
Fund	3.39	8.43	11.2	14.31	25.28	74.37	95.35
annualised					7.8	11.76	8.28
	2010	2011	2012	2013	2014	2015	YTD
Fund	-	7.19	7.48	29.49	10.37	-0.71	14.31

Figure 14: Search function - all ETF information contained in a single scrollable page; Section 2, Price, Performance and Premium Discount Charts (some ETFs)

Taxlines ▲

Tax Status Switzerland	ESTV Reporting
Tax Status UK	No UK Reporting
Tax Status Austria	Tax Reporting Fund
German Tax Category	Transparent
EU Savings Directive	Out of Scope

Companies ▲

Revision Company	PricewaterhouseCoopers, Luxembourg
Custodian Bank	BNP Paribas Securities Services S.A. (Lux)
Investment Advisor	Commerzbank AG, Frankfurt
Administrator	BNP Paribas Securities Services S.A. (Lux)
Swap Counterparty	Commerzbank AG
Collateral Manager	Commerz Funds Solutions S.A.
Securities Lending Counterparty	Commerzbank AG

Index ▲

Index Name	MSCI USA Large Cap (USD)
Index Type	Total Return
Leveraged	No
Short	No
Denomination Base	0.1
Index Bloomberg Code	?
Index Reuters RIC	?

Figure 15: Search function - all ETF information contained in a single scrollable page; Section 3, Taxlines, Companies, Index

**Listings** ▲

<b>SIX Swiss Exchange</b>	
Listing Currency	CHF
First Listing Date	04.11.2009
Inception Price	-
Bloomberg	CBDJI SW
Reuters RIC	CBDJI.S
iNav BloombergCode	CNAVINDU
Market Maker	HSBC UBS UniCredit BNP BoAML Coba Deka
<b>Frankfurt Stock Exchange</b>	
Listing Currency	EUR
First Listing Date	08.09.2008
Inception Price	-
Bloomberg	CBINDU GF
Reuters RIC	CBDJI.F
iNav BloombergCode	CNAVINDU
Market Maker	HSBC UBS UniCredit BNP BoAML Coba Deka
<b>XETRA</b>	
Listing Currency	EUR
First Listing Date	08.09.2008
Inception Price	-
Bloomberg	CBINDU GY
Reuters RIC	CBDJI.DE
iNav BloombergCode	CNAVINDU
Market Maker	HSBC UBS UniCredit BNP BoAML Coba Deka
<b>Euronext Lisbon</b>	
Listing Currency	EUR
First Listing Date	09.10.2014
Inception Price	-
Bloomberg	PDJI PL
Reuters RIC	PDJI.LS
iNav BloombergCode	CNAVINDU
Market Maker	HSBC

Figure 16: Search function - all ETF information contained in a single scrollable page;  
Section 4, Listings

**Documents** ▲

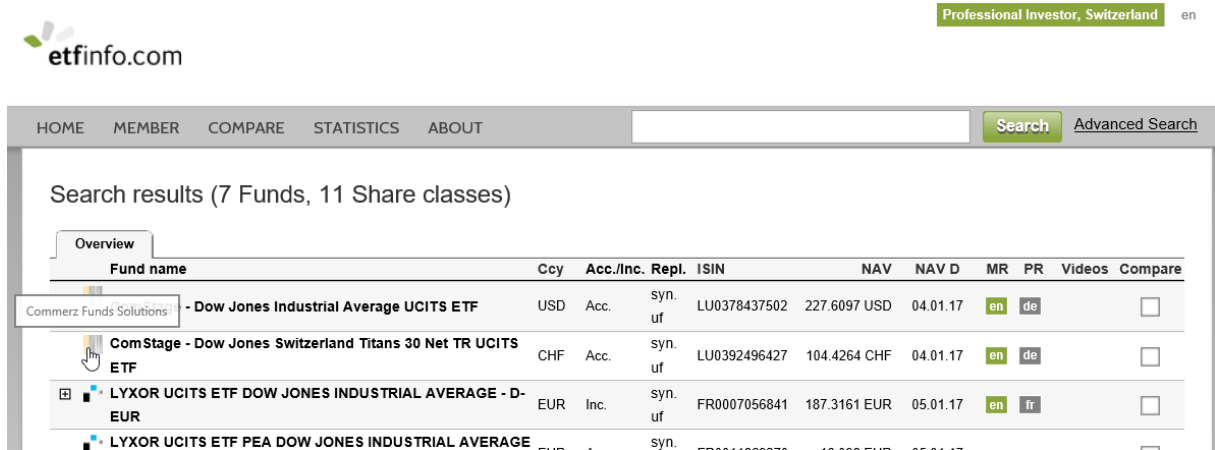
<b>CH</b>	
<b>Monthly Report</b>	en 04.01.17 de 04.01.17
	de 12.09.16 de 02.05.16 de 11.12.15 de 09.11.15 de 12.10.15
	de 23.09.15 de 11.02.15 de 10.11.14 de 22.09.14 de 31.03.14
	de 27.11.13 de 27.11.13 de 04.10.13 de 02.10.13 de 11.09.13
<b>Legal Announcement</b>	de 17.01.13 de 17.10.12 de 14.09.12 de 08.08.12 de 03.02.12
	de 09.12.11 de 26.09.11 de 21.09.11 de 12.07.11 de 18.04.11
	de 22.12.10 de 08.10.10 de 22.09.10 de 19.07.10 de 16.03.10
	de 05.10.09 de 23.09.09
<b>Annual Report</b>	de 30.06.16
<b>Semi-annual Report</b>	de 31.12.15
<b>Prospectus</b>	de 01.09.15
<b>Key Investor Information Document</b>	de 01.01.15

de specific document for professional investors

Figure 17: Search function - all ETF information contained in a single scrollable page;  
Section 5, Documents

## 5.5. Fund house information and contact details

For quick access to fund house information and contact details, click on the fund house logo to the immediate left of the ETF name in the search results listing.



Professional Investor, Switzerland en

etfinfo.com

HOME MEMBER COMPARE STATISTICS ABOUT

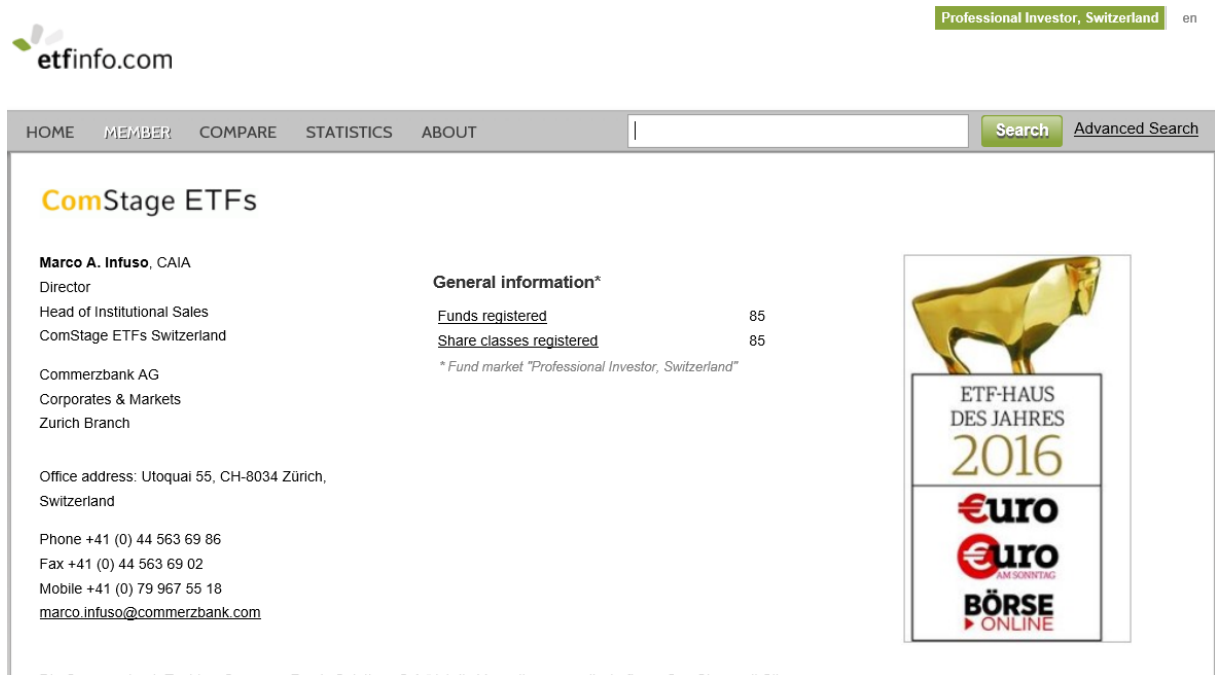
Search Advanced Search

Search results (7 Funds, 11 Share classes)

Overview

Fund name	Ccy	Acc./Inc.	Repl.	ISIN	NAV	NAV D	MR	PR	Videos	Compare
Commerz Funds Solutions - Dow Jones Industrial Average UCITS ETF	USD	Acc.	syn. uf	LU0378437502	227.6097 USD	04.01.17	en	de		<input type="checkbox"/>
ComStage - Dow Jones Switzerland Titans 30 Net TR UCITS ETF	CHF	Acc.	syn. uf	LU0392496427	104.4264 CHF	04.01.17	en	de		<input type="checkbox"/>
LYXOR UCITS ETF DOW JONES INDUSTRIAL AVERAGE - D-EUR	EUR	Inc.	syn. uf	FR0007056841	187.3161 EUR	05.01.17	en	fr		<input type="checkbox"/>
LYXOR UCITS ETF PEA DOW JONES INDUSTRIAL AVERAGE	EUR	Acc.	syn. uf	FR0044860070	16.000 EUR	05.01.17				<input type="checkbox"/>

Information about the fund house will appear (see figure below). You may return to the listing by clicking on your browser “back” button.



Professional Investor, Switzerland en

etfinfo.com

HOME MEMBER COMPARE STATISTICS ABOUT

Search Advanced Search

### ComStage ETFs

**Marco A. Infuso, CAIA**  
 Director  
 Head of Institutional Sales  
 ComStage ETFs Switzerland

Commerzbank AG  
 Corporates & Markets  
 Zurich Branch

Office address: Utoquai 55, CH-8034 Zürich, Switzerland

Phone +41 (0) 44 563 69 86  
 Fax +41 (0) 44 563 69 02  
 Mobile +41 (0) 79 967 55 18  
[marco.infuso@commerzbank.com](mailto:marco.infuso@commerzbank.com)

**General information\***

Funds registered 85  
Share classes registered 85

\* Fund market "Professional Investor, Switzerland"

ETF-HAUS DES JAHRES 2016  
 EURO AMSTERDAM  
 BÖRSE ONLINE

Figure 18: Accessing fund house information via the search results page

The same result is achieved by selecting the fund house via the MEMBER link in the header.

## 5.6. Advanced Search

For more detailed searches, click on the "Advanced Search" link.

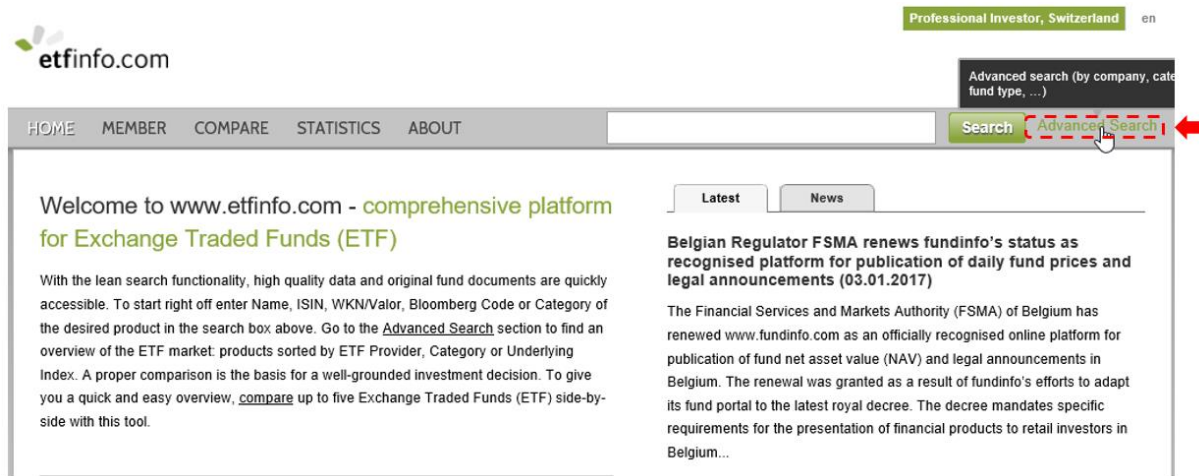


Figure 19: Advanced Search function

The Advanced Search function provides filters which allow you to search for ETFs based on multiple criteria. In the "Investment Category" box you may select regions, countries, sectors, equities, bonds, real estate, commodities, etc. You may then select a desired tracking index or indices in the "Filter Index" box. Multiple filters can be applied by holding down the CNTRL key while making your selections.

Your selection can be further filtered according to replication method, or by fund group(s). Note that by default all fund groups are considered. The number of matching funds found is shown within the green Search button. All filter setting can be cleared by clicking on the Reset button. Press the green Search button to display all ETFs that match your search criteria.

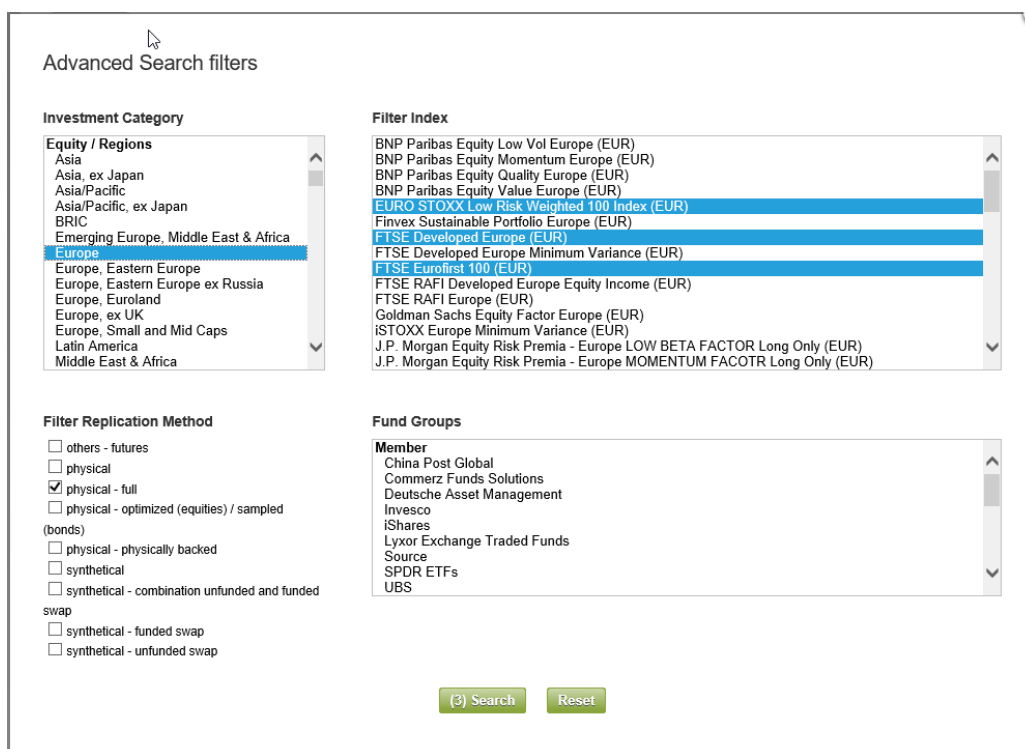




Figure 20: Advanced Search filter settings

HOME MEMBER COMPARE STATISTICS ABOUT  [Search](#) [Advanced Search](#)

Equity / Regions - Europe (3 Funds, 3 Share classes)

Overview

Fund name	Ccy	Acc./Inc.	Repl.	ISIN	NAV	NAV D	MR	PR	Videos	Compare
 iShares plc - FTSEurofirst 100 UCITS ETF EUR (Dist)	EUR	Inc.	full	IE0030974079	26.4928 EUR	10.01.17	<a href="#">en</a>	<a href="#">en</a>		<input type="checkbox"/>
 SPDR II plc - SPDR EURO STOXX Low Volatility UCITS ETF	EUR	Acc.	full	IE008FTWP510	32.7398 EUR	10.01.17	<a href="#">en</a>	<a href="#">fr</a>		<input type="checkbox"/>
Vanguard Funds PLC - FTSE Developed Europe UCITS ETF - ETF	EUR	Inc.	full	IE00B945VV12	28.7965 EUR	10.01.17	?	?		<input type="checkbox"/>

Compare up to 5 ETFs in our comparison view: [Compare](#)

Figure 21: Advanced Search results

The results of Advanced Search are presented exactly the same as the results of the Search function. In this example, three ETFs were found matching the advanced search criteria. The first two ETFs are offered by fund house members iShares and SPDR; for these ETFs documents can be downloaded, and they may be compared side-by-side by checking their “Compare” boxes and clicking the green “Compare” button, see section 5.7 “Comparing ETFs”.

The ETF from non-member Vanguard is shown with basic data and NAV, however no document download or comparison can be performed (hence the “?” symbols).

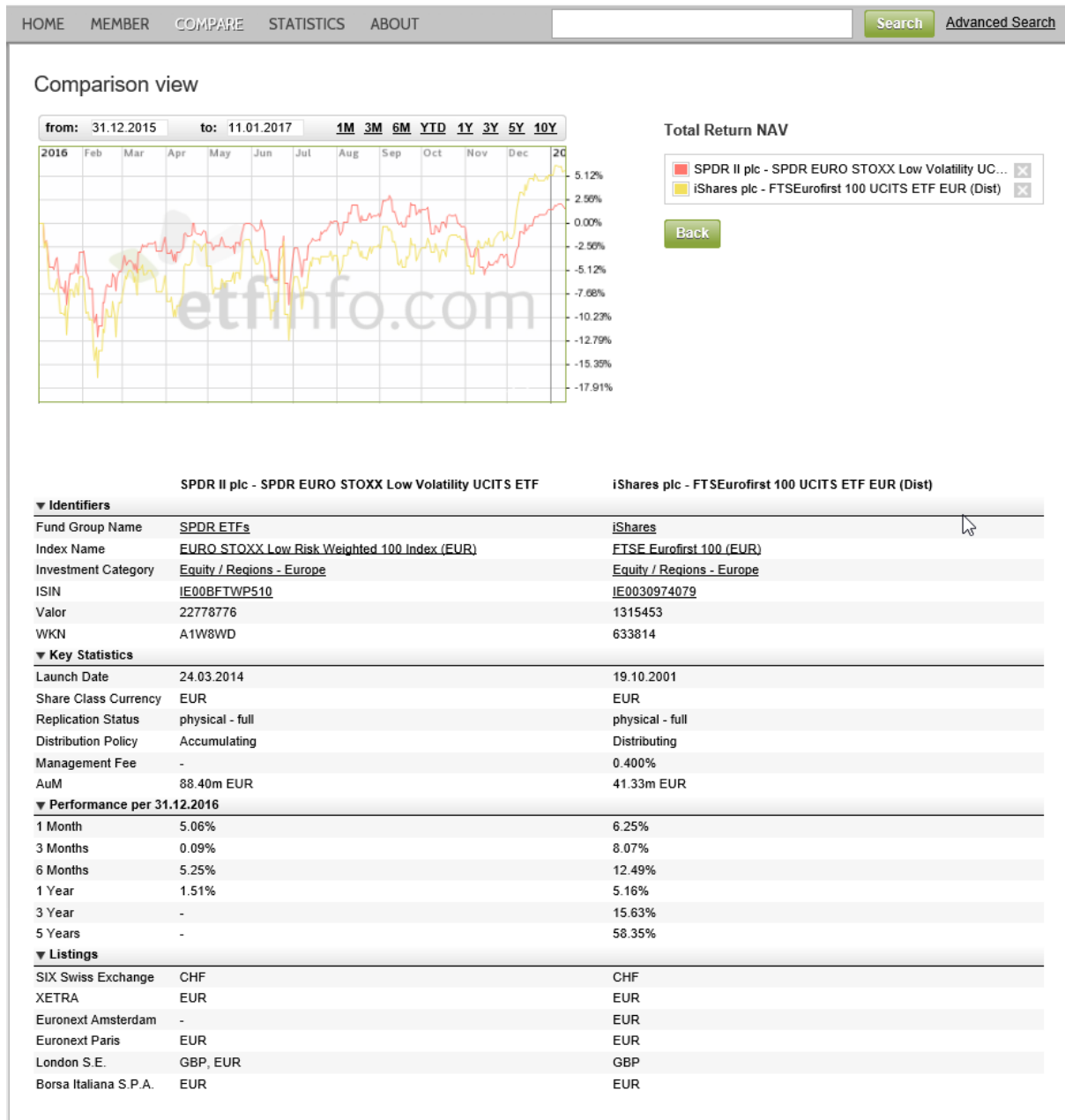


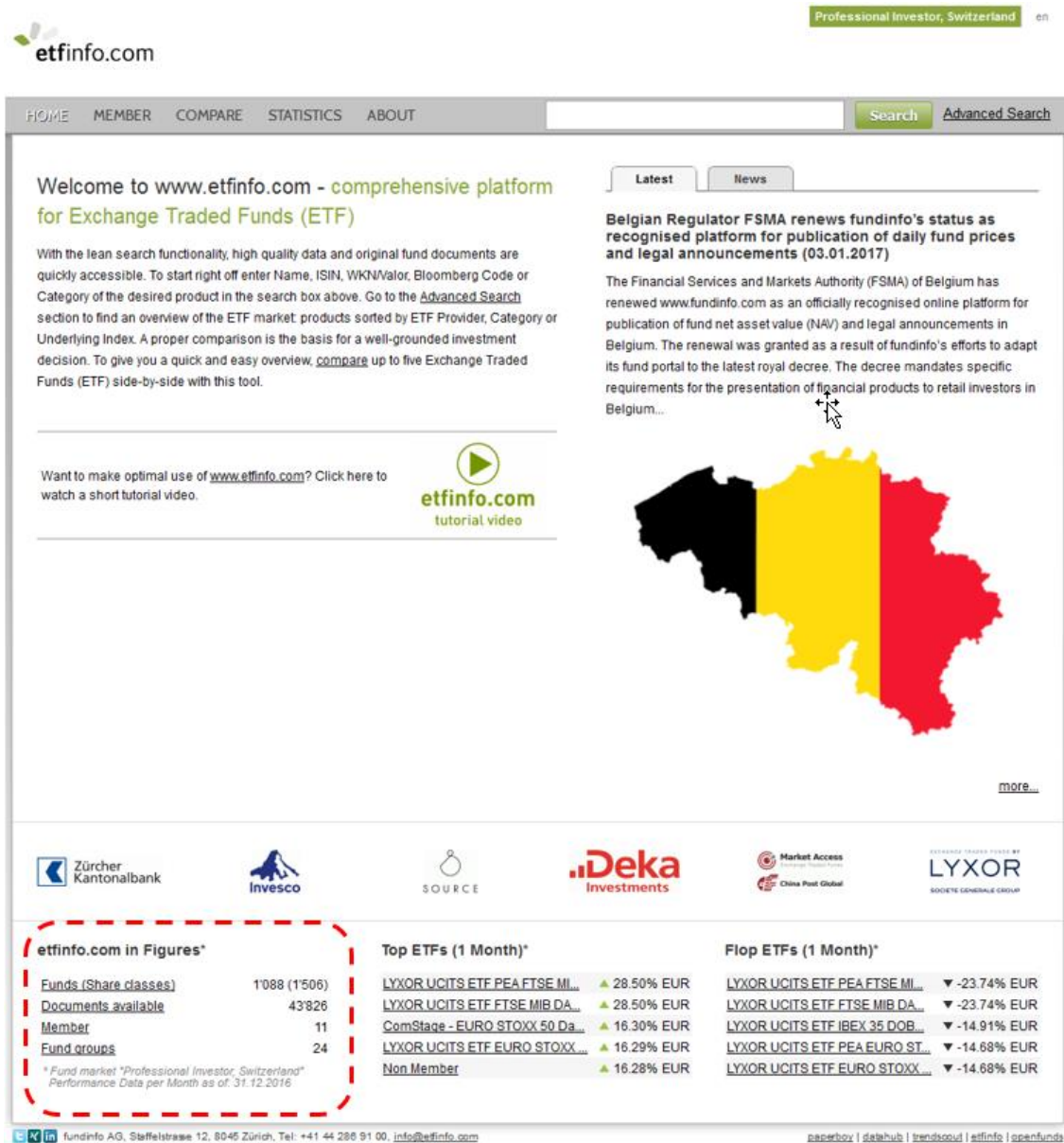
Figure 22: Side-by-side comparison of up to 5 ETFs

## 5.7. Comparing ETFs

From the previous example, we clicked on the “Compare” box for the iShares and SPDR ETFs. The figure above shows the two ETFs side-by-side, including a dynamically configurable performance chart showing historical data for up to 10 years.

## 6. Platform statistics

High-level platform statistics can be viewed in the lower left corner of the homepage:



The screenshot shows the fundinfo.com homepage for a professional investor in Switzerland. The 'etfinfo.com in Figures\*' section is highlighted with a red dashed box and contains the following data:

Category	Value
Funds (Share classes)	1'088 (1'506)
Documents available	43'826
Member	11
Fund groups	24

Below this table, it notes: '\* Fund market "Professional Investor, Switzerland" Performance Data per Month as of: 31.12.2016'.

The 'Top ETFs (1 Month)\*' section lists:


ETF Name	Change
LYXOR UCITS ETF PEA FTSE MI...	▲ 28.50% EUR
LYXOR UCITS ETF FTSE MIB DA...	▲ 28.50% EUR
ComStage - EURO STOXX 50 Da...	▲ 16.30% EUR
LYXOR UCITS ETF EURO STOXX...	▲ 16.29% EUR
Non Member	▲ 16.28% EUR

The 'Flop ETFs (1 Month)\*' section lists:

ETF Name	Change
LYXOR UCITS ETF PEA FTSE MI...	▼ -23.74% EUR
LYXOR UCITS ETF FTSE MIB DA...	▼ -23.74% EUR
LYXOR UCITS ETF IBEX 35 DOB...	▼ -14.91% EUR
LYXOR UCITS ETF PEA EURO ST...	▼ -14.68% EUR
LYXOR UCITS ETF EURO STOXX...	▼ -14.68% EUR

Figure 23: High-level platform statistics

The summary figures shown on the homepage are relevant only for your domicile and profile, in this example as a professional investor based in Switzerland (this is shown in the upper right corner). In this case, we see that 24 Fund groups (Fund Houses) provide fund information relevant to your profile which includes 1'088 funds and 1'506 share classes. A total of 43,816 documents are available (note these figures will change with time). Detailed statistics can be viewed by clicking on the STATISTICS link on the page header:



The screenshot shows the fundinfo.com logo and a navigation header with the following links: HOME, MEMBER, COMPARE, STATISTICS, ABOUT. The 'STATISTICS' link is highlighted with a grey background.

Figure 24: Click on STATISTICS in the header to access detailed platform statistics

The following screen appears (note that these statistics are relevant to your profile and country):

Professional Investor, Switzerland en

HOME MEMBER COMPARE STATISTICS ABOUT

Search

Advanced Search

**Statistics for Fund market "Professional Investor, Switzerland"**


**Top ETFs from 01.01.2017 - 31.01.2017**

Non Member	▲ 17.87%
ComStage - NYSE Arca Gold BUGS ...	▲ 13.73%
Non Member	▲ 13.64%
LYXOR MU (FR) - UCITS ETF KUWA...	▲ 13.31%
iShares V plc - Gold Producers UCIT...	▲ 12.77%
Non Member	▲ 12.59%
Non Member	▲ 12.58%
db x-trackers - S&P Select Frontier U...	▲ 12.17%
UBS ETF (CH) - Palladium	▲ 11.80%
UBS (Inf) ETF plc - Solactive Gbl. Pur...	▲ 11.02%

**Flop ETFs from 01.01.2016 - 31.01.2017**

LYXOR MU (LU) - S&P 500 VIX Futur...	▼ -17.51%
LYXOR PEA FTSE MIB DAILY LEVE...	▼ -8.57%
LYXOR FTSE MIB DAILY LEVERAG...	▼ -8.57%
LYXOR MU (FR) - ULTRA LD EUR G...	▼ -8.41%
LYXOR MU (FR) - UCITS ETF DAILY...	▼ -8.39%
LYXOR FTSE ATHEX LARGE CAP U...	▼ -8.18%
iShares IV plc - € Govt Bd 20yr Targ...	▼ -7.76%
SPDR II plc - SPDR MSCI Europe En...	▼ -5.51%
Non Member	▼ -5.50%
LYXOR MU (LU) - MSCI World Energ...	▼ -5.36%

**Best Member Net New Money**



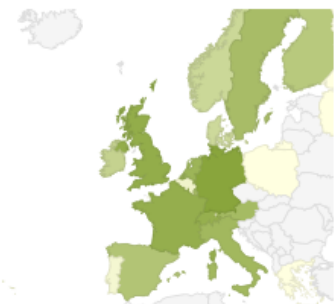
iShares  
3181.0 mil. EUR  
NNM values from 18.01.2017 to 15.02.2017

**Top ETFs AuM (EUR)**

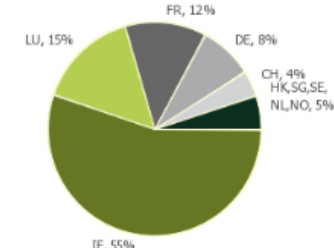
iShares VII plc - Core S&P 500 UCITS ET...	19.3 b
Non Member	17.1 b
iShares III plc - Core MSCI World UCITS...	8.7 b
BlackRock AM DE AG - Core DAX® UCI...	8.2 b
iShares plc - S&P 500 UCITS ETF USD (...)	7.6 b
iShares III plc - Core € Corp Bond UCITS...	7.4 b
BlackRock AM DE AG - EURO STOXX 5...	7.1 b
LYXOR EURO STOXX 50 (DR) UCITS E...	7.1 b
iShares II plc - J.P. Morgan \$ EM Bond U...	6.3 b
iShares plc - € High Yield Corp Bond UC...	5.8 b

*AuM values from 13.02.2017*

**No. of ETFs registered (all countries)**



**Top Domicile AuM (all countries)**



*AuM values from 13.02.2017*

**Most tracked Indices**

S&P 500 (USD)	21
MSCI World (End of Day) (USD)	18
EURO STOXX 50 (EUR)	17
MSCI Emerging Markets (End of Day) (USD)	17
MSCI USA (End of Day) (USD)	16
FTSE 100 (GBP)	12
MSCI Emerging Markets Latin America (USD)	10
MSCI Europe (EUR)	9
MSCI Emerging Markets Taiwan (USD)	8
MSCI Pacific ex Japan (End of Day) (USD)	8

*values from 15.02.2017*

**Top indices AuM (EUR)**

S&P 500 (USD)	58.3 b
EURO STOXX 50 (EUR)	29.9 b
MSCI World (End of Day) (USD)	23.5 b
DAX (EUR)	14.6 b
MSCI Emerging Markets (End of Day) (U...	12.5 b
MSCI Europe (EUR)	8.1 b
Barclays Euro Corporate Bond (EUR)	7.6 b
MSCI USA (End of Day) (USD)	7.5 b
FTSE 100 (GBP)	7.0 b
STOXX Europe 600 (EUR)	6.6 b

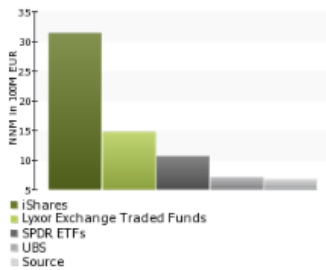
*AuM values from 13.02.2017*

**Top indices Net New Money (EUR)**

S&P 500 (USD)	0.8 b
J.P. Morgan EMRI Global Core (USD)	0.6 b
Bloomberg Commodity (USD)	0.4 b
MSCI World (End of Day) (USD)	0.4 b
Barclays US Government Inflation-Linked ...	0.3 b
S&P 500 Daily Hedged EUR (EUR)	0.3 b
MSCI EMU (EUR)	0.3 b
Barclays EM Local Currency Liquid Gov. (...)	0.3 b
MSCI ACWI with Developed Markets 100 ...	0.3 b
Markit iBoxx USD Liquid Investment Grad...	0.2 b

*NNM values from 18.01.2017 to 15.02.2017*

**Top companies Net New Money**




*NNM values from 18.01.2017 to 15.02.2017*

**Top ETFs Net New Money (EUR)**

UBS ETFs plc - MSCI ACWI SF UCI...	788.9 mil.
LYXOR MU (LU) - S&P 500 UCITS E...	648.6 mil.
iShares II plc - J.P. Morgan \$ EM Bo...	643.7 mil.
Non Member	444.7 mil.
Source Markets plc - Source Bloomb...	439.2 mil.
iShares III plc - Core MSCI World U...	414.6 mil.
Non Member	348.9 mil.
Non Member	289.4 mil.
iShares VII plc - Core S&P 500 UCIT...	272.7 mil.
SPDR I plc - SPDR Barclays Emer...	261.7 mil.

*NNM values from 18.01.2017 to 15.02.2017*

**Top Asset Class Net New Money**



*NNM values from 18.01.2017 to 15.02.2017*

fundinfo AG, Staffelstrasse 12, 8045 Zürich, Tel: +41 44 286 91 00, info@etfinfo.com

fundinfo | paperboy | datahub | trendsout | openfunds

etfinfo.com User Guide, version 1.0.0  
etfinfo.com\_user\_guide\_(cs-p-en-010014-1.0.0), Public

Page 24 of 31  
10 February 2017



Statistics are updated on a monthly basis and can be summarised as follows:

- **Top ETFS (year-to-date)**  
This list shows the top-10 performing ETFs on the platform based on the beginning of the current calendar year until the present date. More information about member funds can be accessed by clicking on the fund name (for ETFs offered by non-members, the fund house name can be seen by hovering over the “Non Member” link).
- **Flop ETFS (year-to-date)**  
This list shows the bottom-10 performing ETFs on the platform based on the beginning of the current calendar year until the present date. More information about member funds can be accessed by clicking on the fund name (for ETFs from non-members, the fund house name can be seen by hovering over the “Non Member” link).
- **Best Member Net New Money**  
The logo displayed here represents the fund house member represented on the platform that has received the largest inflow of client assets minus total outflow of client assets during the time period given beneath the logo (this figure is also given in Euros beneath the logo).
- **Top ETFs AuM (Eur):** this list shows the top-10 ETFs based on Assets under Management calculated in Euros. The year-to-date timeframe is given at the bottom of the list.
- **Number of ETFs registered:** by rolling over the countries with your mouse, the total number of ETFs registered in that country is shown.
- **Top Domicile AuM (all countries):** this chart shows the breakdown of total assets under management broken down by domicile (country). These figures reflect the ETFs represented on the platform. Values are based on the date beneath the pie chart (year-to-date).
- **Most tracked indices:** this list shows the indices which are most tracked by the ETFs represented on the platform. Clicking on an index displays a list of the ETFs on the platform that track that index.
- **Top indices AuM (EUR):** this list shows the top-10 indices based on the largest amount of assets under management. These figures reflect the ETFs represented on the platform. Calculations are based on Euro. Clicking on an index displays a list of the ETFs on the platform that track that index.
- **Top indices Net New Money (EUR):** this list shows the top-10 indices based on largest inflow of client assets minus the total outflow of client’s assets during the time period given at the bottom of the list. These figures reflect the ETFs represented on the platform. Calculations are based on Euro.
- **Top companies Net New Money:** this bar graph shows the top-5 fund houses and corresponding inflow of client assets minus total outflow of client assets during the time period given beneath the chart. Calculations are based on Euro.
- **Top ETFs Net New Money (EUR):** this list shows the top 10 ETFs represented on the platform based on the highest inflow of client assets minus total outflow of client assets during the time period given beneath the list. More information about ETFs offered by members can be accessed by clicking on the ETF name.
- **Top Assets Net new Money:** this list shows the top-5 asset classes which have been invested in based on inflow of client assets minus total outflow of client assets during the time period given beneath the chart. Calculations are based on Euro.

## 7. Footer

On every page there is a footer with fundinfo HQ contact details and links to social media and other fundinfo platforms:



Figure 25: www.etfinfo.com footer

From left to right:



Clicking on this icon opens fundinfo's twitter feed in a new tab.



Clicking on this icon opens fundinfo's Xing company page where a news feed is published ("Updates")



Clicking on this icon opens fundinfo's LinkedIn company homepage which includes recent company updates.

On the right there are five links to other associated fundinfo platforms:

- **fundinfo:** similar to [www.etfinfo.com](http://www.etfinfo.com), [www.fundinfo.com](http://www.fundinfo.com) is fundinfo's primary fund information platform which focuses on actively managed funds in addition to ETFs. For ETFs, [www.etfinfo.com](http://www.etfinfo.com) provides additional tools that support historical performance data as well as side-by-side comparison of up to five ETFs. See section 8 "fundinfo.com" for more information.
- **paperboy**, <http://paperboy.fundinfo.com>: an automated fund document dissemination service provided by fundinfo. It is used by Fund Houses to electronically distribute selected documents (Prospectus, KIIDs, reports, etc.) to Fund Distributors via direct interfaces or email. The email option is typically used for smaller distributors who resell a limited number of funds.
- **datahub:** this link takes you to the datahub homepage, <https://datahub.fundinfo.com>. Datahub is a fundinfo platform that gives Fund Houses and Fund Distributors direct access to static data (up to 200 fields per fund) hosted on fundinfo servers describing thousands of funds. The openfunds standard is used, refer to [www.openfunds.org](http://www.openfunds.org). Datahub is not available to private investors. For a tutorial video, click on the video link on the datahub homepage.
- **Trendscout:** this link takes you to the trendscout homepage, <https://trendscout.fundinfo.com>. Trendscout is a web-based, self-service fund analytics tool that charts industry trends and investor interest in real-time based on fund document views on [www.fundinfo.com](http://www.fundinfo.com). This information can be used to identify sector and investor trends to support product launches and strategic decisions, monitor the effectiveness of sales and marketing efforts, and benchmark investor's attention as compared to competitors. Use of Trendscout is subject to a license fee.
- **openfunds**, <https://www.openfunds.org>. Founded in 2015, openfunds is a non-profit, global association of financial institutions collaborating on a common industry standard for the interchange and dissemination of fund data. This site hosts the latest openfunds field specifications and definitions. fundinfo is a founding member of openfunds and its fund platforms conform to the standard.

## 8. fundinfo.com

Investors who are also interested in active funds are recommended to visit our sister site, [www.fundinfo.com](http://www.fundinfo.com) where comprehensive information about thousands of funds from over 500 funds house members are available. [www.fundinfo.com](http://www.fundinfo.com) also includes information about ETFs, but [www.etfinfo.com](http://www.etfinfo.com) provides more detailed information, in particular ETF performance data and comparison capabilities. For investors interested solely in ETFs, [www.etfinfo.com](http://www.etfinfo.com) is recommended.

[www.fundinfo.com](http://www.fundinfo.com) is also operated by fundinfo and provided to investors free-of-charge. A 6.36 minute tutorial [video](https://www.youtube.com/embed/4Gu18goCulk?info=0&rel=0) can be viewed at <https://www.youtube.com/embed/4Gu18goCulk?info=0&rel=0> (7.40 minutes).

## 9. Documents and data published on [www.etfinfo.com](http://www.etfinfo.com)

### 9.1. ETF documents

The following documents are published on the platform where available:

- Legal documents all countries: prospectus, Key Investor Information Document, annual and semi-annual report. Country specific documents: Key Facts Statement *[HK]*, Product Highlights Sheet *[SG]*, Regulations *[ES]*, Subscription Form *[IT]*, Supplement Subscription Form *[IT]*, Annual Report Short Form *[UK]*, Interim Report Short Form *[UK]*, § 21 Abs. 1 AIFMG – Angaben *[AT]*
- Marketing documents: monthly and quarterly report, fund profile, manager comments

### 9.2. Dynamic fund data

The following dynamic data per country.

	NAV	NAV Date	AuM	Number of Shares	Last Distribution	Performance Chart	Performance Data per Month	YTD	Annualized	Premium Discount Chart*
CH	X	X	X	X	X	X	X	X	X	X
AT	X	X	X	X	X	X	X	X	X	X
DE	X	X	X	X	X	X	X	X	X	X
IT	X	X	X	X	X	X	X	X	X	X
LI	X	X	X	X	X	X	X	X	X	X
SG	X	X	X	X	X	X	X	X	X	X
HK	X	X	X	X	X	X	X	X	X	X
ES	X	X	X	X	X	X	X	X	X	X
LU	X	X	X	X	X	X	X	X	X	X
UK	X	X	X	X	X	X	X	X	X	X
BE	X	X	X	X	X	X	X	X	X	X
NL	X	X	X	X	X	X	X	X	X	X
FR	X	X	X	X	X	X	X	X	X	X
IE	X	X	X	X	X	X	X	X	X	X
PT	X	X	X	X	X	X	X	X	X	X

\*for some funds

Figure 26: Dynamic fund data published on etfinfo.com by domicile

### 9.3. Basic ETF static data

Valid for funds registered in AT/CH/DE/ES/IT/HK/LI/LU/SG/UK/BE/NL/FR/PT/IE:

- Fund name
- ISIN
- WKN<sup>3</sup>
- Valor <sup>2</sup>
- Bloomberg Code
- Fund Group Name
- Umbrella
- Fund Currency
- Share Class Currency
- Distribution Policy
- Hedged: yes/no
- Fund of Funds: yes/no
- Investment Category
- Inception NAV
- Management Fee
- TER Excluding Performance Fee<sup>1</sup>
- TER Including Performance Fee<sup>1</sup>
- Ongoing Charges
- Launch Date
- Domicile Country
- Replication Status
- Structure
- Legal Status
- Country Marketing Distribution
- Swiss Representative<sup>4</sup>
- Swiss Paying Agent<sup>4</sup>
- Ongoing Charges / Ongoing Charges Date<sup>1</sup>
- German Tax Category<sup>5</sup>
- Swiss Representative<sup>4</sup>
- Swiss Paying Agent<sup>4</sup>

<sup>1</sup> not applicable in BE

<sup>2</sup> only applicable in CH and LI

<sup>3</sup> only applicable in DE and AT

<sup>4</sup> only applicable in CH

<sup>5</sup> only applicable in DE

## 10. Can't find a specific fund, fund information, or a document is obsolete?

For missing fund or fund information, please contact our Data Management Team:

[data-team@fundinfo.com](mailto:data-team@fundinfo.com)

If a document is not up-to-date or missing, please contact our Document Management Team:

[doc-team@fundinfo.com](mailto:doc-team@fundinfo.com)

## 11. Glossary

### 11.1. Documents

The following terms refer to documents described on the platform.

**Legal Documents,  
Marketing Documents**

Marketing documents (such as monthly factsheets and fund profiles) and Legal documents (such as Prospectus, Annual Reports, KIIDs, etc.) are published only by fund houses who are active members. Here you will find an up-to-date list of our [Members](#).

**Legal announcement  
Investors information**

For informational purposes, Members of [www.etfinfo.com](http://www.etfinfo.com) can publish legal announcements/investors information.

**Key Investor Information Document**

The KIID (or KID, Key Investor Information Document) is a pre-sales document intended to give potential retail investors an overview of the key chances and risks of a financial product. Hence, it intends to intimate the key features of a financial product quickly to a potential private investor and to make it easy for him to compare different products.

**PRIIP KID**

Packaged Retail and Insurance-based Investment Products (PRIIPs) - Key Information Documents (KIDs). These new documents planned to come into effect by end of 2017 are standardised, forward-looking fund description documents intended to make it easier for retail investors to compare products sold in the EU with each other. Introduction is likely to be delayed.

**"Produktinformationsblatt"**

The PIB (Produktinformationsblatt) is a pre-sales document intended to give potential retail investors an overview of the key chances and risks of a financial product. Hence, it intends to intimate the key features of a financial product quickly to a potential private investor and to make it easy for him to compare different products.

### 11.2. Prices

**Accumulated added deemed distribution income** Accumulated deemed distribution income of the fund.

**Date of Accumulated deemed distribution income** Date on which the ADDI is calculated.

**Net Asset Value/Price**

The Swiss Financial Market Supervisory Authority FINMA has recognised our platform as official publication organ for legal announcements and prices (NAV) in Switzerland. Our Members can publish all their NAVs electronically free of charge.

**Net Asset Value/Price Date**

Date on which the NAV is calculated.

## 12. Sources of fund information

All documents and data provided on the platform come directly from the corresponding fund house or officially recognised document provider.

## 13. Additional fundinfo services

Publication of fund and ETF marketing and mandatory documents are just two of several services offered by fundinfo. For an overview of all fund information services offered by fundinfo, please visit <https://about.fundinfo.com/en/what-we-do/>.

## 14. Contacting fundinfo

If you have any questions, please contact fundinfo. Contact details can be found by clicking on the **ABOUT** link in the navigation bar, and then clicking on the “contact” link in the fundinfo corporate site which brings you to <https://about.fundinfo.com/en/contact/>. fundinfo maintains eight offices covering 15 countries in Europe and Asia.

## 15. FAQs

### **Why do I need etfinfo.com?**

If you are looking for original ETF documents including monthly and semi-annual reports, KIIDs, prospectus and legal announcements, plus the latest information about the fund, fees, NAV price, and analyst ratings as well as ETF comparison data, then [www.etfinfo.com](http://www.etfinfo.com) is the place to go to. Instead of wasting valuable time hunting down the information here and there on the Internet, you can find the information you need on [www.etfinfo.com](http://www.etfinfo.com), quality checked, up to date and free of charge.

### **Why are the marketing documents of some fund houses not available and marked with a question mark?**

That means that the corresponding fund house is not yet a member in your fund market for ETFs and therefore neither static data nor documents are (yet) published.

### **Why are certain fund documents not available in my chosen language?**

etfinfo provides access to all the fund documents of each fund provider that are in English, German and Italian. It could be that a fund house does not produce the document in question in all languages.

### **Who is etfinfo's target audience?**

[www.etfinfo.com](http://www.etfinfo.com) is available to all interested users in Switzerland, Germany, Austria, Liechtenstein, France, Italy, Spain, Belgium, Netherlands, Luxembourg, United Kingdom, Ireland, Portugal, Hong Kong and Singapore. It is aimed primarily at investment professionals such as fund-of-funds managers, independent asset managers, client advisers, fund research departments, pension fund managers, advanced private investors and financial journalists.

**Can I compare ETF performance on [www.etfinfo.com](http://www.etfinfo.com)?**

Yes, side-by-side comparison of up to 5 ETFs can be made. Click on the “Compare” link at the top for instructions. Refer to section 5.7 “Comparing ETFs”.

**I cannot find a certain fund or fund provider on [www.etfinfo.com](http://www.etfinfo.com). Who can I contact?**

Please let us know which fund or fund provider you cannot find and we shall consider adding the company. Refer to section 14 “Contacting fundinfo”.

**What personal details are stored when I use [www.etfinfo.com](http://www.etfinfo.com)?**

No personal details or data are stored about users of [www.etfinfo.com](http://www.etfinfo.com).

**How much does it cost to use [etfinfo.com](http://www.etfinfo.com)?**

For investors the service is free-of-charge. [etfinfo.com](http://www.etfinfo.com) is financed entirely by participating fund houses (“Members”).

**What does the plus symbol (+) in front of a ETF’s name stand for?**

If an ETF has share classes, these can be expanded and viewed by clicking on the plus symbol.

**Can I contact a fund house listed on [etfinfo.com](http://www.etfinfo.com)?**

Yes. Simply click on the corresponding symbol next to the fund's name to view the contact information of a participating fund provider, or click on the “MEMBER” tab and click on the desired fund house logo.

**16. Revision History**

Version	Date	Author	Description
1.0.0	10.02.2017	<a href="mailto:carl.fenger@fundinfo.com">carl.fenger@fundinfo.com</a>	Initial version

**17. Disclaimer**

The contents of this document are provided “as is”. This information may contain technical inaccuracies, typographical errors or out-of-date information and may be updated or changed without notice at any time. In no event shall fundinfo be liable for special, indirect, incidental or consequential damages resulting from or related to the use of this document.