

fundinfo.com

User Guide

How to use the fund information platform
www.fundinfo.com ;
an investor's guide

Version 1.0.5

28 January 2020
fundinfo.com_user_guide_(cs-p-en-010010-1.0.5)

Contents

1. Introduction to fundinfo.com	4
2. Selecting language and investor profile	5
2.1. Preferred language	5
2.2. Country/Investor profile	5
3. Homepage overview	7
4. Member tab	8
5. Legal (CH, FR, IT and BE only).....	12
6. News	14
7. Fund Manager Videos	15
8. My Funds tab.....	16
8.1. Password forgotten	20
9. Search and Filter Search functions	20
9.1. Using the Search function.....	20
9.2. Searching for a specific fund	21
9.3. Selecting funds based on a category	22
9.4. Fund house information and contact details	27
9.5. Display all fund information on a single page	28
9.6. Searching for Exchange Traded Funds (ETFs)	29
9.7. etfinfo.com.....	30
9.8. Filter Search	31
10. Platform statistics	33
11. Footer.....	35
12. Header	35
13. Documents and data published on www.fundinfo.com.....	36
14. Can't find a specific fund, fund information, or a document is obsolete?	36
15. Glossary.....	37
15.1. Documents	37
15.2. Prices.....	38
15.3. Tax Figures	38
15.4. Ratings Agencies.....	39
16. Sources of fund information	40
17. fundinfo services overview.....	40
18. Contacting fundinfo	40
19. FAQs	41
20. Revision History	42
21. Disclaimer.....	42

Table of Figures

Figure 1: fundinfo homepage before profile selection.....	4
Figure 2: Preferred language and investor profile ("Fund Market") selection links.....	5
Figure 3: Selecting investor profile and acceptance of disclaimer.....	5
Figure 4: fundinfo homepage after profile selection.....	7
Figure 5: fundinfo Premium and Standard Members.....	8
Figure 6: Clicking on a logo displays all available fund house information.....	9
Figure 7: Aberdeen share classes available to professional investors in Switzerland.....	10
Figure 8: Expanding a fund to display available share classes of a fund.....	11
Figure 9: Viewing legal announcements.....	12
Figure 10: Recognition of legal documents published on fundinfo.com by fund market.....	13
Figure 11: News tab displays news published by fund house members.....	14
Figure 12: Videos tab.....	15
Figure 13: Example fund manager video.....	16
Figure 14: Creating a login for My Funds email subscription.....	16
Figure 15: "My Funds" tab appears after login.....	17
Figure 16: First configure your My Funds e-mail subscription options.....	17
Figure 17: My Funds email subscription preferences.....	18
Figure 18: Subscribing to receive email alerts for selected funds.....	19
Figure 19: Example My Funds subscription.....	19
Figure 20: Resetting your password.....	20
Figure 21: the Search function is used for simple searches, "Filter" for advanced searches.....	21
Figure 22: Search function - search by ISIN.....	22
Figure 23: Search function - search for a specific share class based on ISIN.....	22
Figure 24: Category search example - Equity Europe income.....	23
Figure 25: Search function - Documents tab.....	24
Figure 26: Ratings tab.....	26
Figure 27: Data Sources and Footnotes link.....	25
Figure 28: Fees and Charges tab.....	26
Figure 29: Accessing fund house information via the search results page.....	27
Figure 30: Search function - all fund information in a single scrollable, printable page.....	28
Figure 31: Searching for ETFs.....	29
Figure 32: "Filter" provides an advanced search function.....	31
Figure 33: "Filter" example search.....	31
Figure 34: Example Filter search result.....	32
Figure 35: Accessing platform statistics.....	33
Figure 36: Statistics webpage.....	33
Figure 37: Statistics Webpage, continued.....	34
Figure 38: www.fundinfo.com footer.....	35

1. Introduction to fundinfo.com

www.fundinfo.com is a comprehensive and publicly available fund information web platform owned and operated by fundinfo AG, a financial services company headquartered in Zurich, Switzerland (more details about fundinfo AG at <https://www.fe-fundinfo.com>). It allows investors to quickly access the latest marketing and legal documents, data, prices, fees and ratings for thousands of mutual funds and ETFs available in Europe, Hong Kong and Singapore. The platform provides information about funds and ETFs from over 800 fund houses comprising over 25,000 funds and 200,000 share classes. Participating fund houses include most of the world's largest asset management companies; BlackRock, UBS Global Asset Management, State Street Global Investors, Fidelity, Allianz Global Investors, J.P. Morgan AM, PIMCO, and many more. The platform is free of charge for investors.

To access the service, type www.fundinfo.com in your internet browser. The platform is supported on the most popular browsers including Edge, Internet Explorer, Firefox, Chrome, and Safari. Although suitable for smartphones, the service is best accessed via a notebook, tablet or desktop monitor. After acceptance of fundinfo's privacy policy and before selection of your fund market, the homepage looks like this:

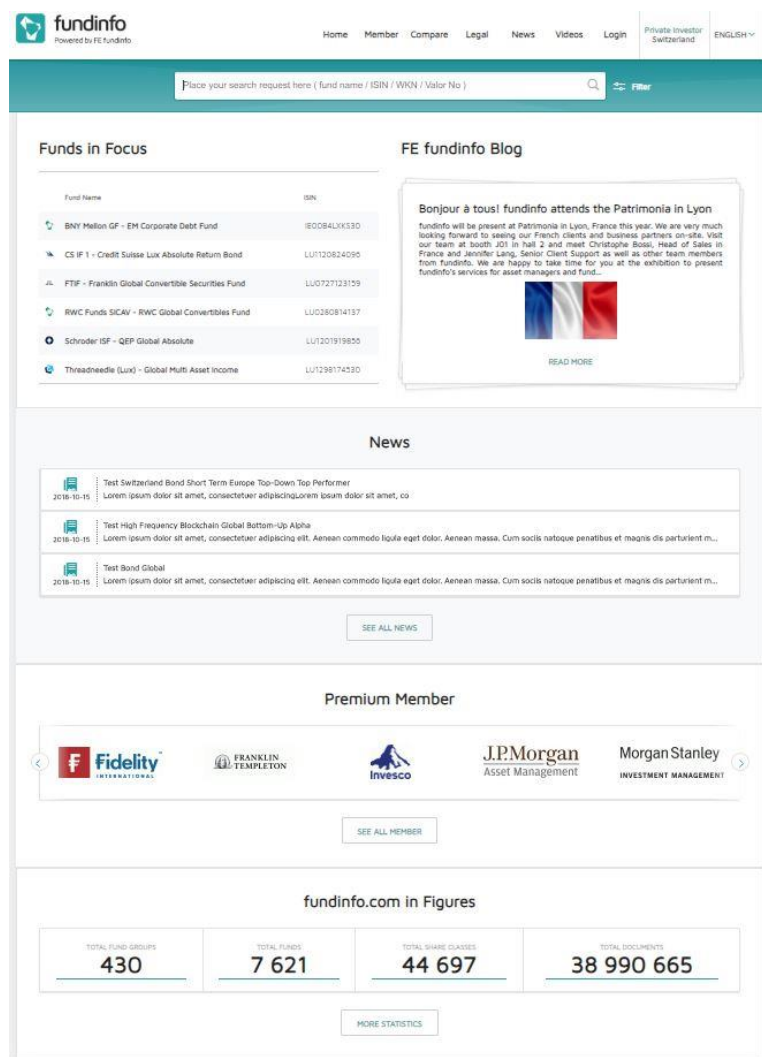


Figure 1: fundinfo homepage

2. Selecting language and investor profile

Before using the platform, select your preferred language and set your investor profile via the links in the upper right corner. Note that the "Login" link on the left is for users of the "My Funds" feature which is described later; investors visiting the site do not need to login to search for funds.



Figure 2: Preferred language and investor profile ("Fund Market") selection links

2.1. Preferred language

You can select your preferred language via the pulldown option in the upper right corner (English, German, French, Italian, Spanish, Traditional Chinese and Simplified Chinese are available). This will switch the interface to your preferred language. When searching for funds, links to documents in your preferred language will be shown first, but only if they are made available by the fund house. Links to all available language versions are always shown in any case.

2.2. Country/Investor profile

Clicking on the "Fund Market" link opens the country/investor profile pop-up dialogue.

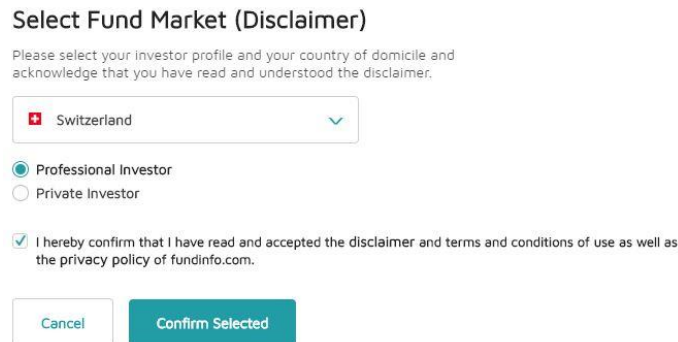


Figure 3: Selecting investor profile and acceptance of disclaimer

Select the options which best describes you based on your domicile, and whether you are a professional or private investor. Check the box confirming acceptance of the disclaimer, terms and conditions, and then click "Confirm Selected". In the following example, we will be searching for funds as a "professional investor" based in Switzerland, with preferred language English (en). Afterwards, the selected profile is displayed in the upper right corner. With this profile selected, only information pertaining to funds available to professional investors domiciled in Switzerland will be displayed.

On the date of this document, the platform is available to investors domiciled in Austria, Belgium, Denmark, Finland, France, Germany, Hong Kong, Ireland, Italy, Liechtenstein, Luxembourg, Netherlands, Norway, Portugal, Singapore, Spain, Sweden, Switzerland and the United Kingdom.

Investor profile and preferred language settings will be stored as a cookie in your browser – you will not need to select them again the next time you visit the site unless you use a different browser or clear your cookies. Investor profile and preferred language may be chosen independent of each other.



Pressing "Confirm selection" creates your profile, and confirms you have read and accepted the disclaimer, terms and conditions of use as well as Privacy Policy which appears on the right.

Note that you do not need a log-in to use www.fundinfo.com – the platform may be used in a completely anonymous fashion. You only need to give personal information if you wish to subscribe to receive automatic emails containing new information about selected funds ("My Funds" feature). In this case you will be asked to submit your name and email address (see section 15 "My Funds tab").

3. Homepage overview

After selecting your language and profile, the homepage displays several areas of information. The news blog area on the upper right shows the latest news from fundinfo’s corporate blog. Clicking on the title opens the complete blog entry in a new tab. News from fundinfo is published and imported from fundinfo’s corporate website:
<https://www.fe-fundinfo.com/en-gb/news/>

On the left side of the homepage, a selection of sponsored “funds in focus” is shown, followed by the 3 most recent news items published directly by fund house members (click the right and left arrows to scroll chronologically through fund house news). At the bottom of the page, platform statistics relevant to your fund domicile are displayed as well as a link to a detailed platform statistics page (see section 10 “Platform statistics”) plus some of our member logos and recently uploaded fund manager videos (clicking on one will start the video in a pop-up window).

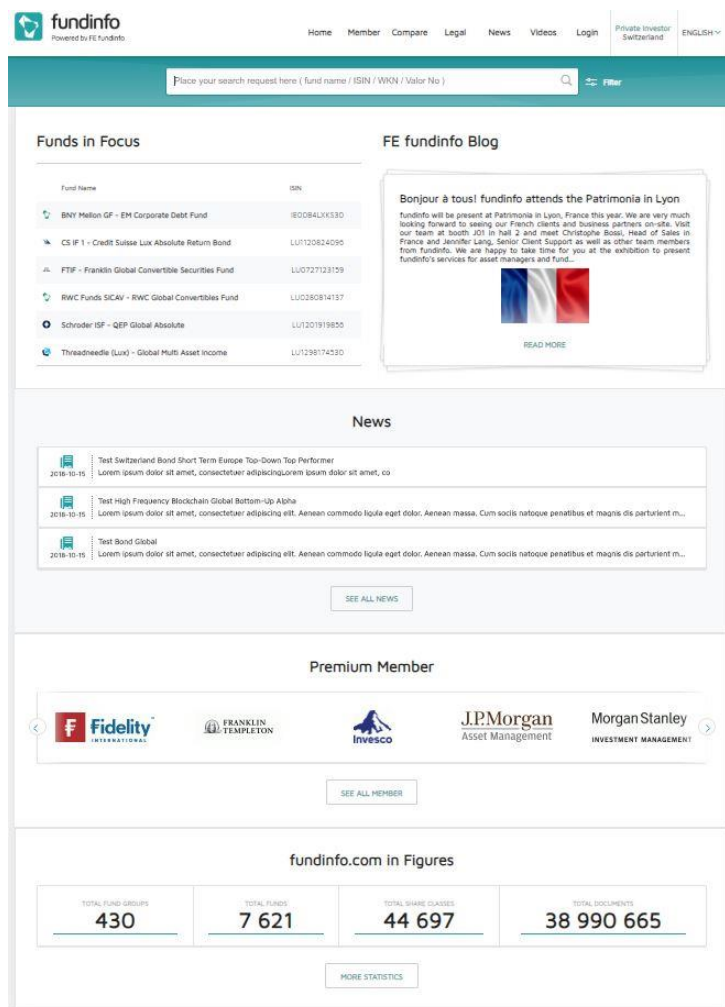


Figure 4: fundinfo homepage after profile selection

If you have previously created a “My Funds” account, you may now log-in to it via the “Login” link at the top of the page, see section 6 “My Funds tab” for details. If not, you may use all the other features of the platform without having to login.

4. Member tab

Exploring from left to right in the menu bar, clicking on the **MEMBER** tab displays the logos of over 550 fund house members who publish their fund information on the fundinfo platform. Premium members are listed first, as their participation level on the platform is higher than for standard members. Premium members may display their logo, company profile, and have preferential listing in Search and Advanced Search results. There is a maximum of 20 premium member fund houses per country. Funds from standard members are displayed afterwards in alphabetical order. Only fund houses who offer funds available to your profile are displayed.





Figure 5: fundinfo Premium and Standard Members

By clicking on a member logo, you can quickly find out information about a particular fund house, as well as navigate directly to a page listing all of their funds and share classes that are available to your profile. As an example, clicking on the Aberdeen logo displays contact details, recently published legal announcements and all Aberdeen funds and share classes which are available to our example profile, "Professional investor, Switzerland. Total number of documents, fund house videos, and sponsored funds in focus are also shown.



Aberdeen Standard Investments (MABE)

Christophe Palumbo
 Head of Business Development Belgium & Luxembourg
 35a Avenue John F. Kennedy
 1855 Luxembourg

Tel: +352 2643 3000
christophe.palumbo@aberdeinst...

General information*

FUNDS REGISTERED 69	SHARE CLASSES REGISTERED 553
DOCUMENTS AVAILABLE 5286	FUNDS IN FOCUS 0

* Fund market "Private Investor: Switzerland"

About Aberdeen

Aberdeen Standard Investments

Aberdeen Standard Investments is a leading global asset manager dedicated to creating long-term value for clients. To achieve this, we offer a comprehensive range of investment capabilities, as well as the highest levels of service.

Overall, we manage CHF 758.9 billion* on behalf of clients in 80 countries. In managing these assets, we employ over 1,000 investment professionals and provide client support from 46 client relationship offices globally.








































The Aberdeen Standard Investments brand was created in connection with the merger of Aberdeen Asset Management Plc and Standard Life Plc on 14 August 2017 to form Standard Life Aberdeen Plc.

*Data as at 31 December 2017

Figure 6: Clicking on a logo displays all available fund house information

Clicking on "Funds registered" or "Share classes registered" displays all funds and share classes available to your selected profile listed in alphabetical order:

Results
69 Funds, 553 Share classes


		Overview	Documents	Ratings	Fees and Charges	MIFID Fields		
Fund Name		MR	PR	PRP	KIID	KFS	NAV	YTD
  Aberdeen Global - Asia Pacific Equ. - A1 USD Currency: USD Acc./Dist.: Dist. ISIN: LU0231476960		-		-		-	9.7669 EUR 2019-05-20	6.2428% 2019-05-24
  Aberdeen Global - Asian Credit Bd. - A1 Currency: USD Acc./Dist.: Dist. ISIN: LU1254413864		-		-	-	-	10.6734 CHF 2019-05-20	6.8319% 2019-05-24
  Aberdeen Global - Asian Local Currency Short Dur. Bd. - A1 USD Currency: USD Acc./Dist.: Dist. ISIN: LU0011964219		-		-		-	3.2445 EUR 2019-05-20	0.1621% 2019-05-24
  Aberdeen Global - Asian Property Share - A2 USD Currency: USD Acc./Dist.: Acc. ISIN: LU0396313180		-		-		-	19.5558 USD 2019-05-20	8.3138% 2019-05-24
  Aberdeen Global - Asian Smaller Comp. - A2 Acc USD Currency: USD Acc./Dist.: Acc. ISIN: LU0231459107		-		-		-	42.9022 USD 2019-05-20	4.3660% 2019-05-24
  Aberdeen Global - Brazil Bd. - A1 USD Currency: USD Acc./Dist.: Dist. ISIN: LU0728927558		-		-		-	5.5946 CHF 2019-05-17	-0.9623% 2019-05-23
  Aberdeen Global - Brazil Equ. - A2 USD Currency: USD Acc./Dist.: Acc. ISIN: LU0728926402		-		-		-	6.5228 CHF 2019-05-17	1.6508% 2019-05-23
  Aberdeen Global - China A Share Equ. - A2 Acc Currency: USD Acc./Dist.: Acc. ISIN: LU1146622755		-		-		-	14.0866 CHF 2019-05-20	17.3675% 2019-05-24
  Aberdeen Global - Chinese Equ. - A2 Acc USD Currency: USD Acc./Dist.: Acc. ISIN: LU0231483743		-		-		-	28.1618 USD 2019-05-20	9.1936% 2019-05-24
  Aberdeen Global - Eastern Europ. Equ. - A2 Currency: EUR Acc./Dist.: Acc. ISIN: LU0505664713		-		-		-	97.0344 EUR 2019-05-20	18.3297% 2019-05-24

Previous 1 2 ... Next Load more Show: 10 20

Compare Clear Compare List




















































Data Sources and Footnotes

Figure 7: Aberdeen share classes available to professional investors in Switzerland

Clicking on a “plus” icon () on the left-hand side of the listing expands a fund to show all available share classes of a fund. Available documents and further information about each fund or share class is available via the tabs to the right, this will be described later.

Results

69 Funds, 553 Share classes

		Overview	Documents	Ratings	Fees and Charges	MIFID Fields		
Fund Name		MR	PR	PRP	KIID	KFS	NAV	YTD
  Aberdeen Global - Asia Pacific Equ. - A1 USD Currency: USD Acc./Dist.: Dist. ISIN: LU0231476960		-		-		-	9.7669 EUR 2019-05-20	6.2428% 2019-05-24
  Aberdeen Global - Asian Credit Bd. - A1 Currency: USD Acc./Dist.: Dist. ISIN: LU1254413864		-		-	-	-	10.6734 CHF 2019-05-20	6.8319% 2019-05-24
 Aberdeen Global - Asian Credit Bd. - A2 Currency: USD Acc./Dist.: Acc. ISIN: LU1254413948		-		-	-	-	11.7088 USD 2019-05-20	6.8320% 2019-05-24
 Aberdeen Global - Asian Credit Bd. - I1 Currency: USD Acc./Dist.: Dist. ISIN: LU1254414599		-		-	-	-	10.6831 CHF 2019-05-20	7.1021% 2019-05-24
 Aberdeen Global - Asian Credit Bd. - I2 Currency: USD Acc./Dist.: Acc. ISIN: LU1254414672		-		-	-	-	12.0920 CHF 2019-05-20	7.0978% 2019-05-24
 Aberdeen Global - Asian Credit Bd. - X1 Currency: USD Acc./Dist.: Dist. ISIN: LU1254414755		-		-	-	-	10.6825 CHF 2019-05-20	7.0857% 2019-05-24
 Aberdeen Global - Asian Credit Bd. - X2 Currency: USD Acc./Dist.: Dist. ISIN: LU1254414839		-		-	-	-	12.0749 CHF 2019-05-20	7.0856% 2019-05-24
 Aberdeen Global - Asian Credit Bd. - Z2 Currency: USD Acc./Dist.: Acc. ISIN: LU1254415307		-		-	-	-	12.3650 CHF 2019-05-20	7.3562% 2019-05-24
  Aberdeen Global - Asian Local Currency Short Dur. Bd. - A1 USD Currency: USD Acc./Dist.: Dist. ISIN: LU0011964219		-		-		-	3.2445 EUR 2019-05-20	0.1621% 2019-05-24
  Aberdeen Global - Asian Property Share - A2 USD Currency: USD Acc./Dist.: Acc. ISIN: LU0396313180		-		-		-	19.5558 USD 2019-05-20	8.3138% 2019-05-24
  Aberdeen Global - Asian Smaller Comp. - A2 Acc USD Currency: USD Acc./Dist.: Acc. ISIN: LU0231459107		-		-		-	42.9022 USD 2019-05-20	4.3660% 2019-05-24
  Aberdeen Global - Brazil Bd. - A1 USD Currency: USD Acc./Dist.: Dist. ISIN: LU0728927558		-		-		-	5.5946 CHF 2019-05-17	-0.9623% 2019-05-23
  Aberdeen Global - Brazil Equ. - A2 USD Currency: USD Acc./Dist.: Acc. ISIN: LU0728926402		-		-		-	6.5228 CHF 2019-05-17	1.6508% 2019-05-23
  Aberdeen Global - China A Share Equ. - A2 Acc Currency: USD Acc./Dist.: Acc. ISIN: LU1146622755		-		-		-	14.0866 CHF 2019-05-20	17.3675% 2019-05-24
  Aberdeen Global - Chinese Equ. - A2 Acc USD Currency: USD Acc./Dist.: Acc. ISIN: LU0231483743		-		-		-	28.1618 USD 2019-05-20	9.1936% 2019-05-24
  Aberdeen Global - Eastern Europ. Equ. - A2 Currency: EUR Acc./Dist.: Acc. ISIN: LU0505664713		-		-		-	97.0344 EUR 2019-05-20	18.3297% 2019-05-24

Previous **1** 2 ... Next Load more

Show: **10** 20

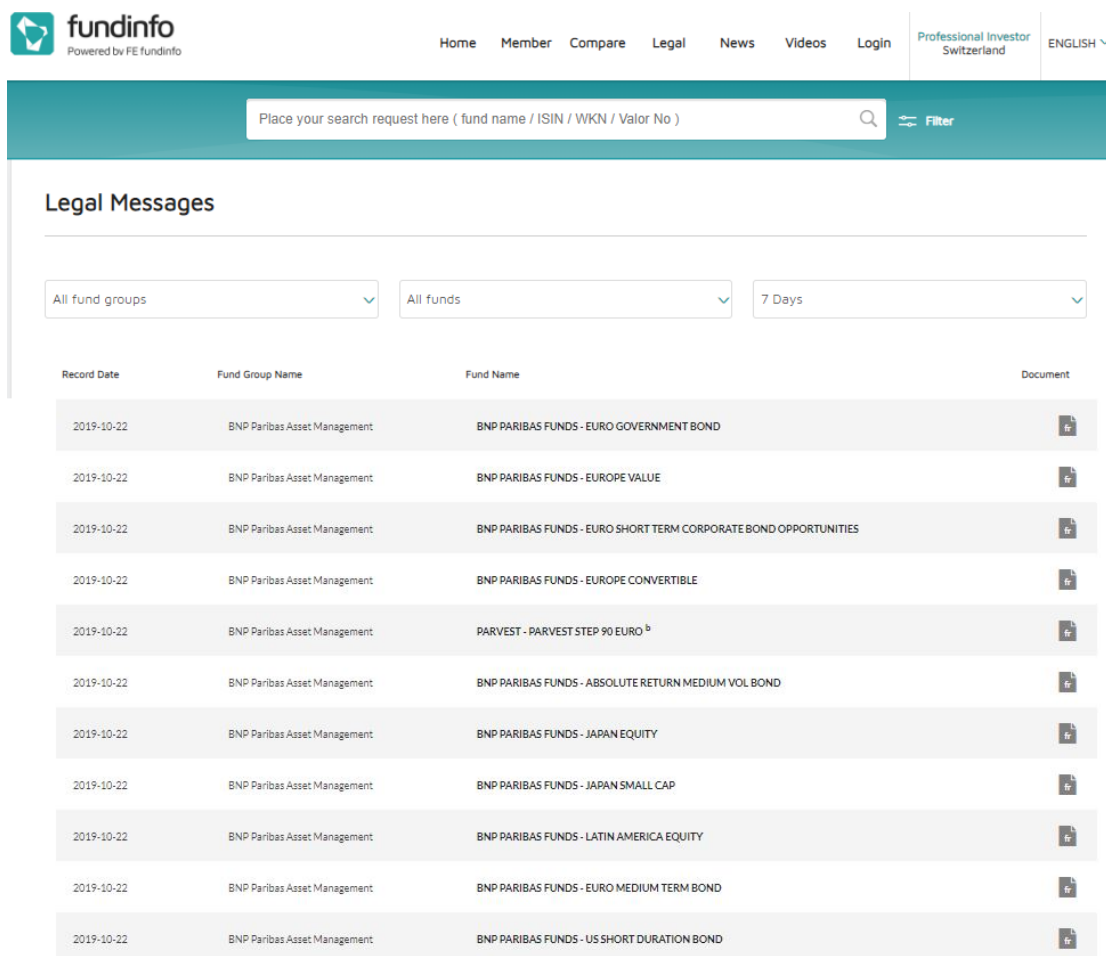
Compare  Clear Compare List

 Data Sources and Footnotes

Figure 8: Expanding a fund to display available share classes of a fund

5. Legal (CH, FR, IT and BE only)

The **Legal** tab is only available for investors domiciled in Switzerland, France, Italy and Belgium. Clicking on it opens a window which lists legal documents (also known as “mandatory documents”) published within the past 2 years (or all legal documents in the case of de-activated funds) sortable by Fund Group Name, Fund Name and Record Date. The time span can be selected to display legal documents published over the previous 7, 30, 90 days or 2 years. All legal announcements can be viewed by selecting “All messages”, however you may filter your search to a specific fund house, fund or time span in order to limit the number of results. When searching for funds, in the search result lists there is a column labelled LM where legal messages can be accessed for non-deactivated funds (only for investors domiciled in CH, FR, IT and BE).














Record Date	Fund Group Name	Fund Name	Document
2019-10-22	BNP Paribas Asset Management	BNP PARIBAS FUNDS - EURO GOVERNMENT BOND	
2019-10-22	BNP Paribas Asset Management	BNP PARIBAS FUNDS - EUROPE VALUE	
2019-10-22	BNP Paribas Asset Management	BNP PARIBAS FUNDS - EURO SHORT TERM CORPORATE BOND OPPORTUNITIES	
2019-10-22	BNP Paribas Asset Management	BNP PARIBAS FUNDS - EUROPE CONVERTIBLE	
2019-10-22	BNP Paribas Asset Management	PARVEST - PARVEST STEP 90 EURO ^b	
2019-10-22	BNP Paribas Asset Management	BNP PARIBAS FUNDS - ABSOLUTE RETURN MEDIUM VOL BOND	
2019-10-22	BNP Paribas Asset Management	BNP PARIBAS FUNDS - JAPAN EQUITY	
2019-10-22	BNP Paribas Asset Management	BNP PARIBAS FUNDS - JAPAN SMALL CAP	
2019-10-22	BNP Paribas Asset Management	BNP PARIBAS FUNDS - LATIN AMERICA EQUITY	
2019-10-22	BNP Paribas Asset Management	BNP PARIBAS FUNDS - EURO MEDIUM TERM BOND	
2019-10-22	BNP Paribas Asset Management	BNP PARIBAS FUNDS - US SHORT DURATION BOND	

Figure 9: Viewing legal announcements

Only legal announcements are displayed which are relevant to your investor profile. A summary of legal documents published can be found in the document [“Documents and Data Published on fundinfo.com”](#) which is published on the fundinfo corporate website.

Publication of legal documents on fundinfo is legally recognised in the following fund markets:

Country	Fund prices	Notices to investors
Austria	○	▲
Belgium	●	●
Denmark	▲	■
Finland	▲	■
France	▲	●
Germany	●	▲
Hong Kong	▲	▲
Ireland	▲	▲
Italy	○	●
Liechtenstein	▲	▲
Luxembourg	●	▲
Norway	▲	■
The Netherlands	▲	▲
Portugal	▲	▲
Singapore	●	▲
Spain	○	▲
Sweden	▲	■
Switzerland	●	●
United Kingdom	▲	▲

● Publication legally binding
 ○ Publication legally binding if the management company links with a reference from its website directly to fundinfo.com
 ▲ Publication not legally binding
■ Not published

Figure 10: Recognition of legal documents published on fundinfo.com by fund market

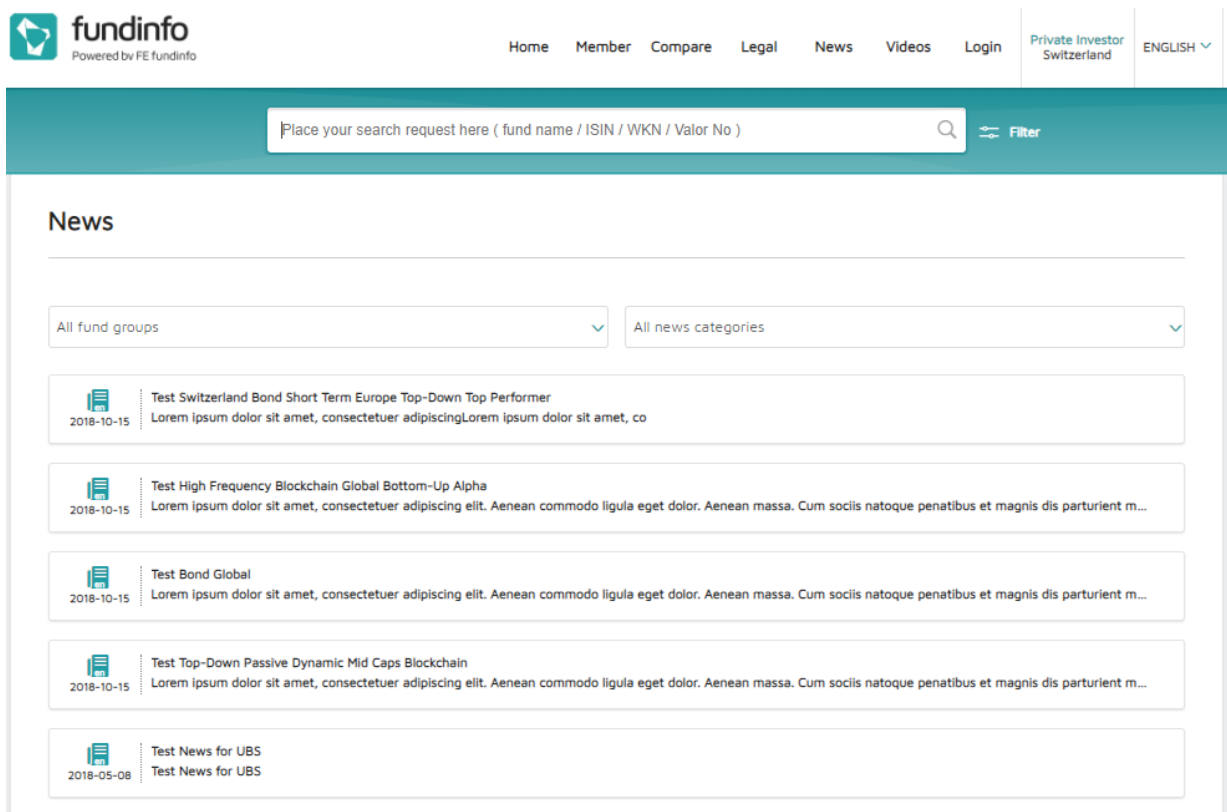
6. News

The **News** tab opens a page where fund or market relevant news published directly from fund house members is displayed in chronological order. News is displayed in English. If a language other than English is selected via the top right language selection menu, news in that language is shown in addition to English and is highlighted via an orange icon.

Three categories of news are published by fund houses:

- 1) **Investment news: market**
General market news and how it could affect the fund
- 2) **Investment news: product**
News about markets that the fund invests in
- 3) **Product news**
News specific to the fund itself (fund manager change, etc.)

News items can be further filtered according to fund group and/or news category.



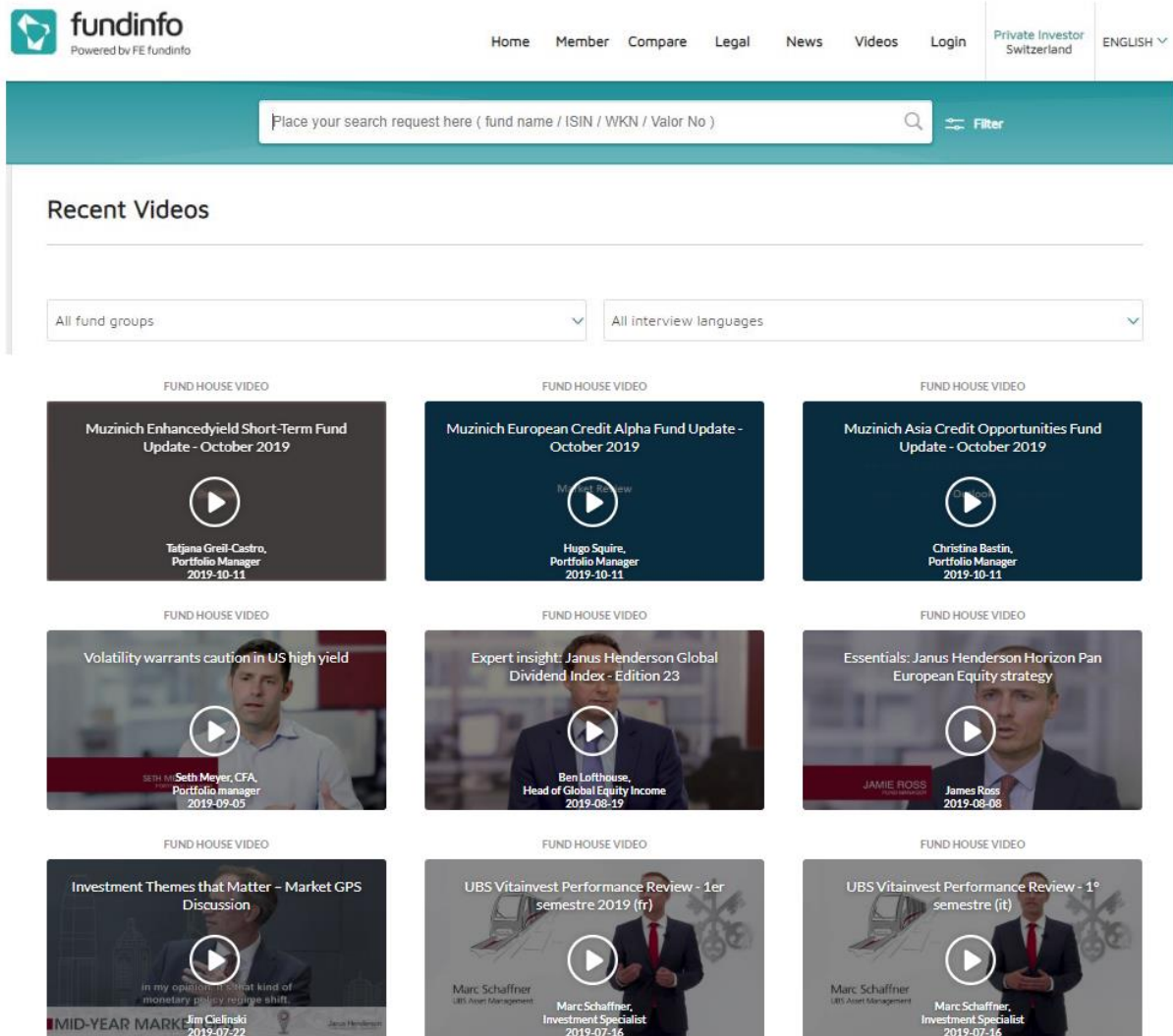
The screenshot shows the fundinfo website's News tab. At the top left is the fundinfo logo with the tagline 'Powered by FE fundinfo'. The navigation menu includes Home, Member, Compare, Legal, News, Videos, Login, Private Investor Switzerland, and ENGLISH. A search bar is located at the top with the placeholder text 'Place your search request here (fund name / ISIN / WKN / Valor No)' and a 'Filter' button. Below the search bar, the 'News' section is displayed. It features two dropdown filters: 'All fund groups' and 'All news categories'. The news items are listed in a vertical stack, each with a date, a fund name, and a truncated text snippet. The items shown are:

- 2018-10-15: Test Switzerland Bond Short Term Europe Top-Down Top Performer. Lorem ipsum dolor sit amet, consectetur adipiscing elit. Lorem ipsum dolor sit amet, co
- 2018-10-15: Test High Frequency Blockchain Global Bottom-Up Alpha. Lorem ipsum dolor sit amet, consectetur adipiscing elit. Aenean commodo ligula eget dolor. Aenean massa. Cum sociis natoque penatibus et magnis dis parturient m...
- 2018-10-15: Test Bond Global. Lorem ipsum dolor sit amet, consectetur adipiscing elit. Aenean commodo ligula eget dolor. Aenean massa. Cum sociis natoque penatibus et magnis dis parturient m...
- 2018-10-15: Test Top-Down Passive Dynamic Mid Caps Blockchain. Lorem ipsum dolor sit amet, consectetur adipiscing elit. Aenean commodo ligula eget dolor. Aenean massa. Cum sociis natoque penatibus et magnis dis parturient m...
- 2018-05-08: Test News for UBS. Test News for UBS

Figure 11: News tab displays news published by fund house members

7. Fund Manager Videos

Clicking on the **VIDEOS** link in the menu bar brings you to a page where all fund manager videos are accessible within your selected fund market and profile. Videos can be accessed from this area, as well as from individual member detail pages accessible via the **Member** tab.



The screenshot shows the fundinfo website interface. At the top, there is a navigation bar with links for Home, Member, Compare, Legal, News, Videos, Login, Private Investor Switzerland, and ENGLISH. Below the navigation bar is a search bar with the placeholder text "Place your search request here (fund name / ISIN / WKN / Valor No)". Underneath the search bar is a "Recent Videos" section with two dropdown menus: "All fund groups" and "All interview languages". The main content area displays a grid of nine video thumbnails. Each thumbnail includes a play button icon, a title, and the name and title of the speaker along with the date. The videos are categorized as "FUND HOUSE VIDEO".

Video Title	Speaker	Date
Muzinich Enhancedyield Short-Term Fund Update - October 2019	Tatjana Greil-Castro, Portfolio Manager	2019-10-11
Muzinich European Credit Alpha Fund Update - October 2019	Hugo Squire, Portfolio Manager	2019-10-11
Muzinich Asia Credit Opportunities Fund Update - October 2019	Christina Bastin, Portfolio Manager	2019-10-11
Volatility warrants caution in US high yield	Seth Meyer, CFA, Portfolio manager	2019-09-05
Expert insight: Janus Henderson Global Dividend Index - Edition 23	Ben Lefthous, Head of Global Equity Income	2019-08-19
Essentials: Janus Henderson Horizon Pan European Equity strategy	James Ross	2019-08-08
Investment Themes that Matter – Market GPS Discussion	Jim Cielinski	2019-07-22
UBS Vitainvest Performance Review - 1er semestre 2019 (fr)	Marc Schaffner, Investment Specialist	2019-07-16
UBS Vitainvest Performance Review - 1° semestre (it)	Marc Schaffner, Investment Specialist	2019-07-16

Figure 12: Videos tab

Videos typically answer basic questions about a fund such as what the fund's investment strategy is, reasons for investing in the fund, investment objectives, portfolio structures, management team, market outlook, performance, etc. All videos are created and uploaded by fundinfo fund house members and disseminated to business and media partners around the world. fundinfo is not responsible for, nor endorses any content in the videos.

Clicking the icon immediately starts the video in a pop-up window. Videos typically last 2-5 minutes.



Figure 13: Example fund manager video

8. My Funds tab

The **MY FUNDS** tab is only displayed in the menu bar if you have created a My Funds account and have logged in. The My Funds feature allows you to subscribe to receive email notification about new or updated documents for up to a maximum of 200 funds or share classes (200 entities total). To create an account, click on the Login link in the upper right corner to the left of your Investor Profile. Enter your name, and email address where you would like to receive email notifications.

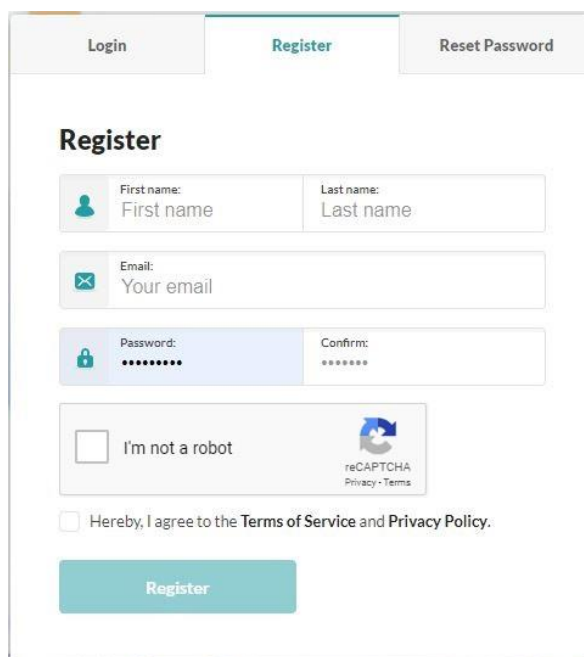


Figure 14: Creating a login for My Funds email subscription

Once you have created an account, return to the fundinfo.com homepage and login via the Login link in the upper right corner, and the **My Funds** tab appears between the **Legal** and **News** tabs.

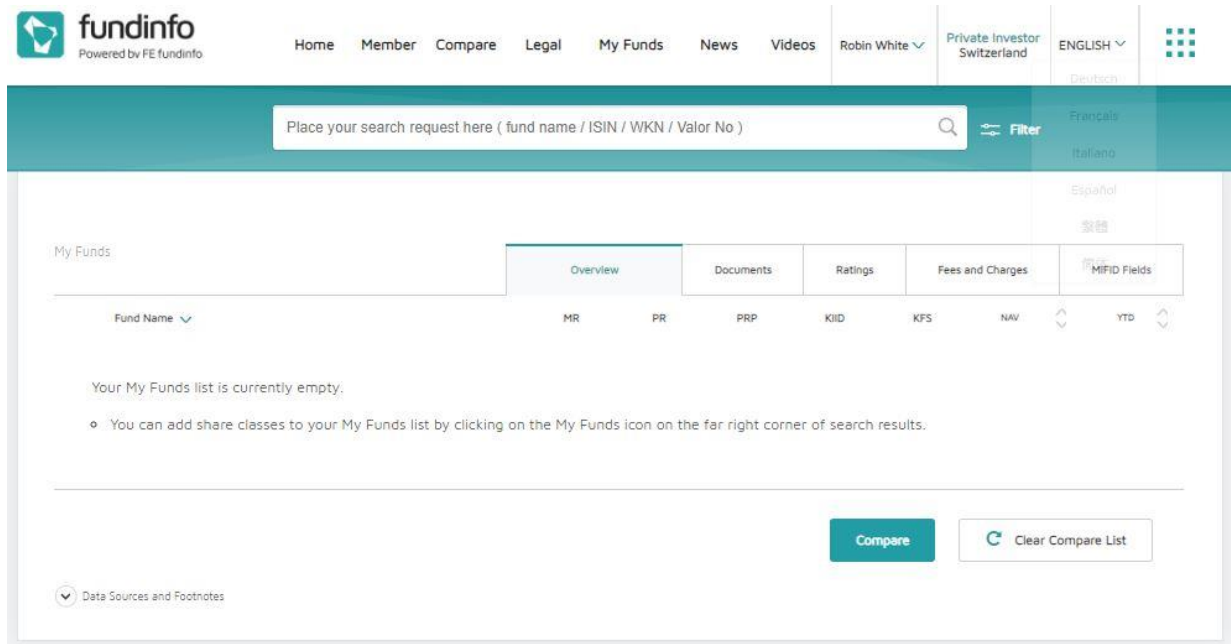


Figure 15: "My Funds" tab appears after login

Before adding funds or share classes to your "My Funds" subscription list, first configure your email subscription options by clicking on the down arrow next to your login name, and click on "E-Mail Subscription".

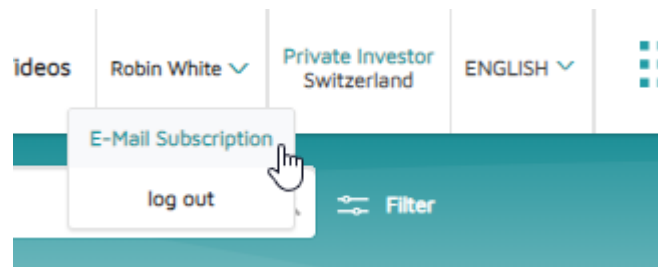


Figure 16: First configure your My Funds e-mail subscription options

This will open a new screen where you may select what types of marketing and/or legal documents you wish to be alerted about, and in which language(s). Without specifying this in advance, you will receive no email alerts regardless of how many funds you have subscribed to.



Place your search request here (fund name / ISIN / WKN / Valor No) Filter

My Funds Settings

Here you can change the settings for My Funds. Select the languages and document types from which you would like to be notified by e-mail about updates.

Languages

- English
- Chinese
- Danish
- Dutch
- Finnish
- French
- German
- Irish
- Italian
- Norwegian
- Portuguese
- Spanish
- Swedish

Marketing Documents

- FP - Fund profile
- MC - Manager Commentary
- MR - Monthly Report
- QR - Quarterly Report

Legal Documents

- AR - Annual Report
- CON - Terms of Contract
- INF - Additional Information for Investors
- KFS - Key Fact Statement
- KID - Key Investor Information Document
- LM - Legal Message
- PR - Prospectus
- PRP - PRIIP Key Information Document
- SAR - Semi-annual Report
- SPR - Simplified Prospectus

I hereby consent to my personal details being passed on to the fund groups in my personal subscription.

Save

Figure 17: My Funds email subscription preferences

Please select your preferred language(s) and document type(s) you wish to be notified about. Details about documents belonging to each category can be found in the document [“Documents and Data Published on fundinfo.com”](#) which is published on the fundinfo corporate website. Note that it is advisable to always select “English” in addition to your other preferred languages, as not all documents are translated by fund houses from English into other languages.

Adding funds or share classes to your My Funds subscription

In the search results list there is a column on the far right hand side represented by three dots. Clicking on this icon opens a My Funds check box; checking the box adds the corresponding fund or share class to your **My Funds** subscription. Afterwards, you will receive any new or updated document corresponding to the chosen fund and your document subscription preference via email on a continual basis. After selection, a vertical red bar appears on the right side of the fund search results, indicating that it has been added to your **My Funds** subscription.

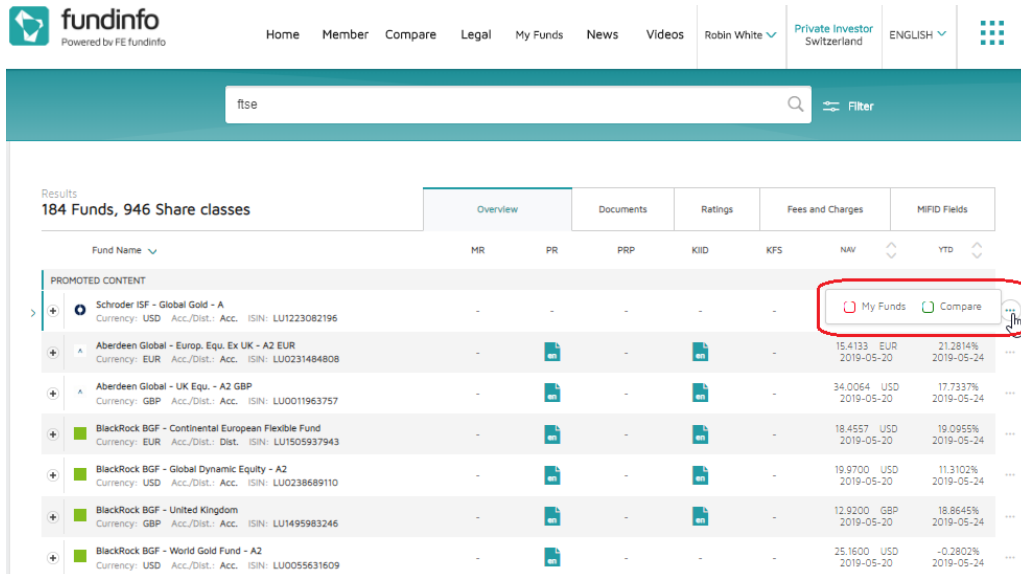


Figure 18: Subscribing to receive email alerts for selected funds

You can subscribe to a maximum of 200 funds or share classes (200 entities maximum). fundinfo will automatically email you information about your selected funds whenever any documents are changed or uploaded. To log out of **My Funds**, click on the "Logout" link at the top right of your screen in the pulldown menu under your account name.

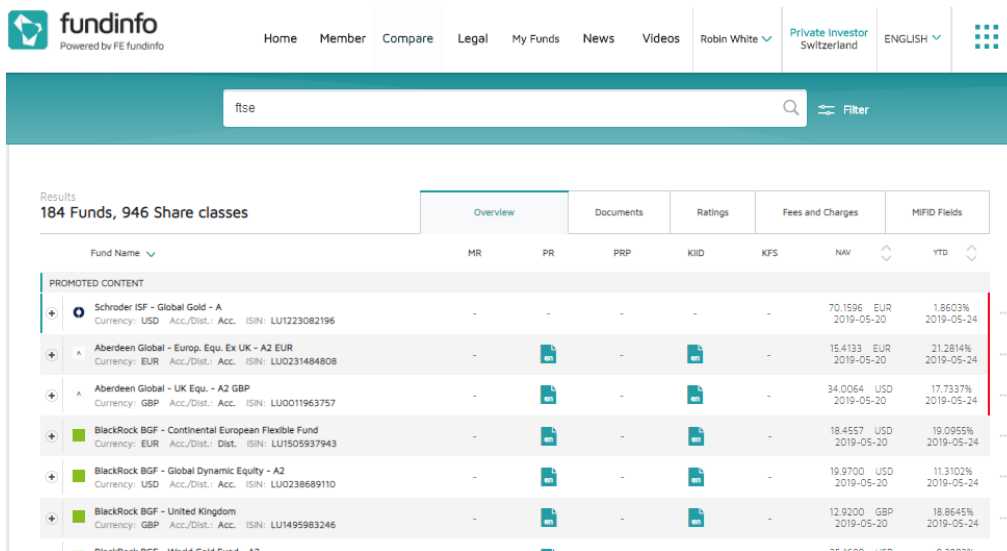


Figure 19: Example My Funds subscription

To see an overview of your subscribed funds, click on **MY FUNDS** after you have logged in to see a list of the funds in your subscription. You can remove funds from your subscription by clicking on the three dots on the far right hand side and unchecking the **My Funds** box.

8.1. Password forgotten

If you have forgotten the password to your account, there is an option to reset your password via the **"Reset Password"** tab in the login menu. Here you have the option to be sent a new password via email.

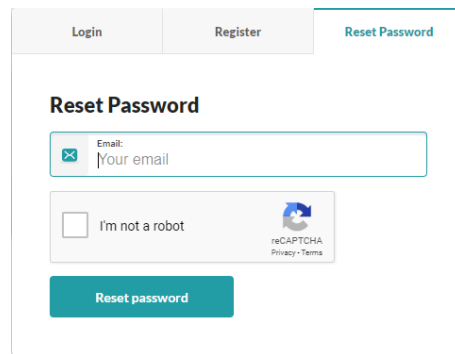


Figure 20: Resetting your password

Enter the email address the email address you used when creating your account and you will be sent a new password to that address.

9. Search and Filter Search functions

To search the entire database for products available to you by all Fund Houses, there are two methods, a basic **"Search"** or advanced **"Filter Search"** function which are displayed in the top center of every page.

9.1. Using the Search function

For simple searches, use the Search function. You can quickly find information about individual funds or categories by typing in search strings, e.g.:

- Fund name
- Umbrella
- ISIN
- Valor
- Bloomberg code
- Category of the desired product (e.g. S&P, Index, Dow Jones, FTSE, Sustainable, fund house name such as Aberdeen, BlackRock, etc.)
- Text string

(e.g. **equity Europe** will result in all funds having “**equity** and **Europe**” in the fund name, while “**equity Europe**” surrounded by quotes results in funds having these two search terms together, one after the other.) Search is not case sensitive, e.g. “**Europe**” and “**europe**” are treated the same by the search function. Boolean operators (e.g. “AND”, “OR”) are not supported by the Search function, use “Filter” function for more detailed searches.

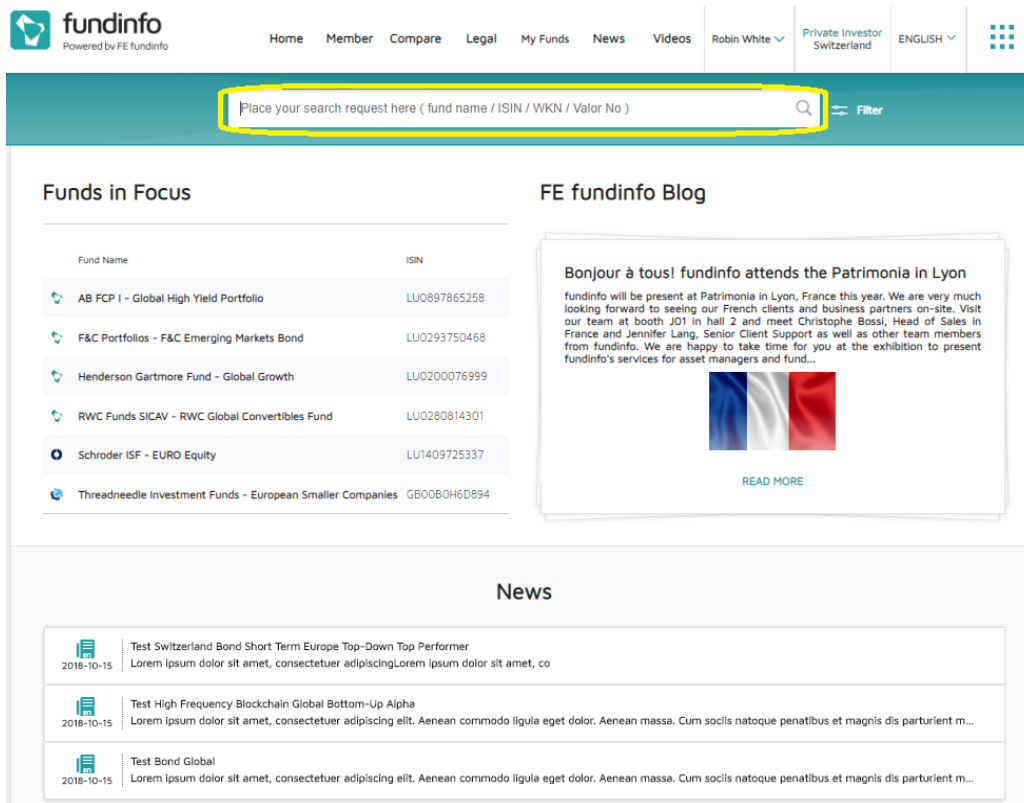


Figure 21: the Search function is used for simple searches, “Filter” for advanced searches

Note that all funds displayed in the results are those that are available to investors having your profile, which in this example are funds available to Professional Investors domiciled in Switzerland.

9.2. Searching for a specific fund

To find all information about a specific fund, type in the fund name, ISIN, Valor, or Bloomberg code in the Search field. When searching for funds based on ISIN code, several search modifiers can be added. For example, when searching for ISIN CH0338509935, a pulldown menu appears from where you may choose to search on either:

- Only the specific share class having that ISIN
- The entire fund including all share class variants
- All funds of the fund group
- Entire umbrella of that ISIN including all share classes belonging to the umbrella

Select your desired search option and press return, or click on the magnifying glass icon.

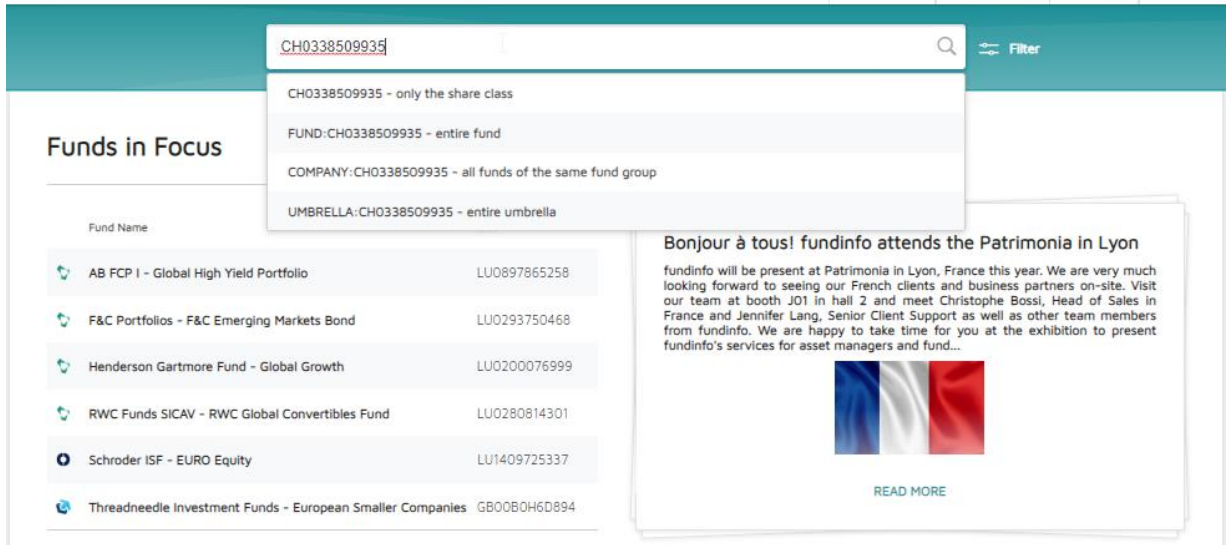


Figure 22: Search function - search by ISIN

Example: search for a specific share classes corresponding to requested ISIN CH0338509935:

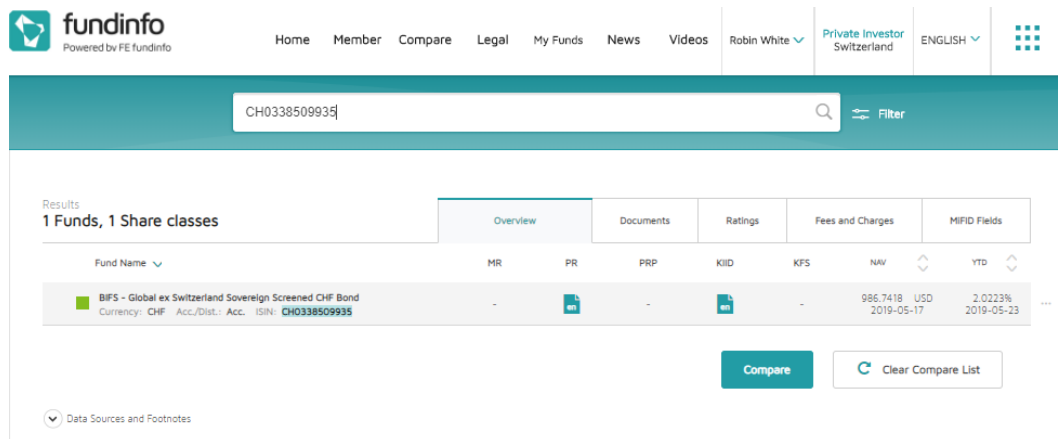


Figure 23: Search function - search for a specific share class based on ISIN

9.3. Selecting funds based on a category

The Search function can be used to find funds belonging to a category. Based on our example profile as a Professional Investor based in Switzerland, type in **Equity Europe income**. This search results in 9 funds with 131 share classes offered by 9 different fund houses (this number will change over time as new funds are introduced and older ones liquidated). To view all share classes of a fund, click on the plus symbol to expand the listing. In the figure below this has been done for the first fund on the list; **Aviva Inv. – European Equity Income – A**.

Beneath each fund name, fund currency (hedged shown by a superscript ^h, Accumulating/Distributed indicator and ISIN are shown. More information for each share class can be found to the immediate right of each listing under the Overview tab (if available): Monthly Report (MR), Prospectus (PR), PRIIP Key Information Document, KIID (Key Investor Information Document), and KFS (Key Fact Statement). This is followed by the current NAV price and issue date, Year-to-Date (YTD) performance and YTD performance end date. Hovering over the column

headers give explanatory text, for the NAV information, the corresponding [openfunds](#) Data ID. The **My Funds** column allows you to subscribe to email alerts about document changes associated with the fund, see section 6 “My Funds tab”.

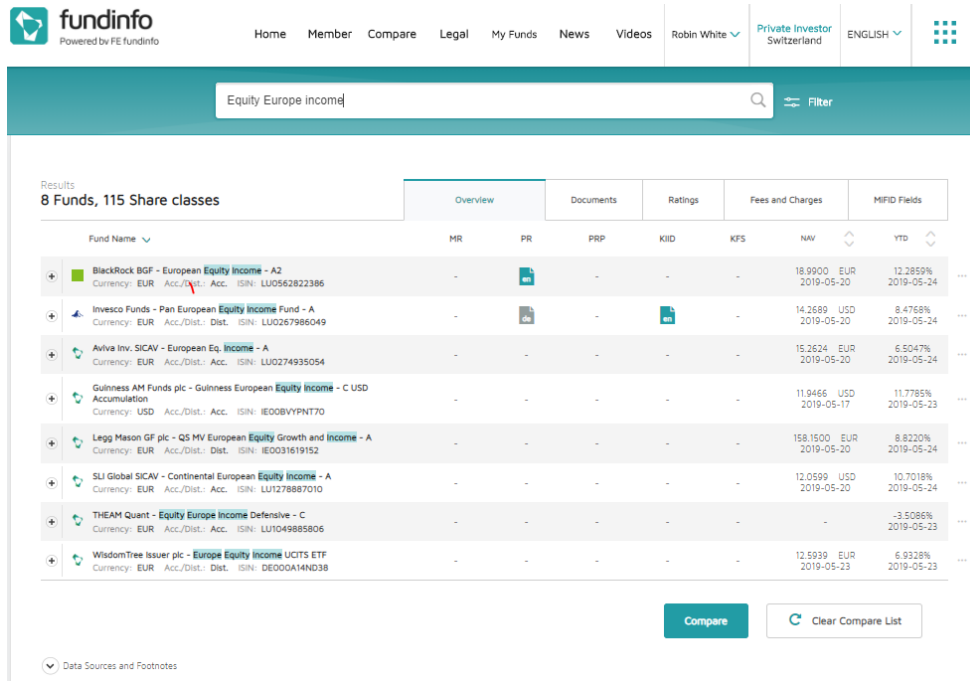


Figure 24: Category search example - Equity Europe income

Icons on the lower right allow you to display 10 or 20 funds per page:



If more than 10 or 20 funds are found corresponding to your search terms, the results are divided over multiple pages which can be navigated via the lower left page icons:



More detailed information is revealed by clicking through the tabs. The **Documents tab** displays all available documents including legal announcements:

blackrock Filter

Results
169 Funds, 2046 Share classes

Fund Name	MR	QR	PR	SPR	PRP	KIID	KFS	CON	AR	SAR	MC	FP	LM	INF
BIFS - Emerging Market Bond Index Currency: USD Acc./Dist.: Acc. ISIN: CH0342181986	-	-	en	-	-	en	-	-	-	-	-	-	en	-
BIFS - Emerging Markets Equity Index Currency: CHF Acc./Dist.: Acc. ISIN: CH0244057342	-	-	en	-	-	en	-	-	-	-	-	-	en	-
BIFS - Global ex Switzerland Sovereign Screened CHF Bond Currency: CHF Acc./Dist.: Acc. ISIN: CH0315032190	-	-	en	-	-	en	-	-	-	-	-	-	en	-
BIFS - SBI AAA-BBB® Bond Index Currency: CHF Acc./Dist.: Acc. ISIN: CH0342181887	-	-	en	-	-	en	-	-	-	-	-	-	en	-
BIFS - SMI Equity Index Currency: CHF Acc./Dist.: Acc. ISIN: CH0342181796	-	-	en	-	-	en	-	-	-	-	-	-	en	-
BIFS - SPI Equity Index Currency: CHF Acc./Dist.: Acc. ISIN: CH0342181622	-	-	en	-	-	en	-	-	-	-	-	-	en	-
BIFS - World ex-Switzerland Equity Index Currency: CHF Acc./Dist.: Acc. ISIN: CH0244028970	-	-	en	-	-	en	-	-	-	-	-	-	en	-
BIFS - World ex-Switzerland Small Cap Equity Index Currency: CHF Acc./Dist.: Acc. ISIN: CH0244037112	-	-	en	-	-	en	-	-	-	-	-	-	en	-
BlackRock BGF - ASEAN Leaders - A2 Currency: USD Acc./Dist.: Acc. ISIN: LU0803753879	-	-	en	-	-	-	-	-	en	-	-	-	en	-
BlackRock BGF - Asia Pacific Equity Income Currency: USD Acc./Dist.: Acc. ISIN: LU1523255765	-	-	en	-	-	en	-	-	en	-	-	-	en	-

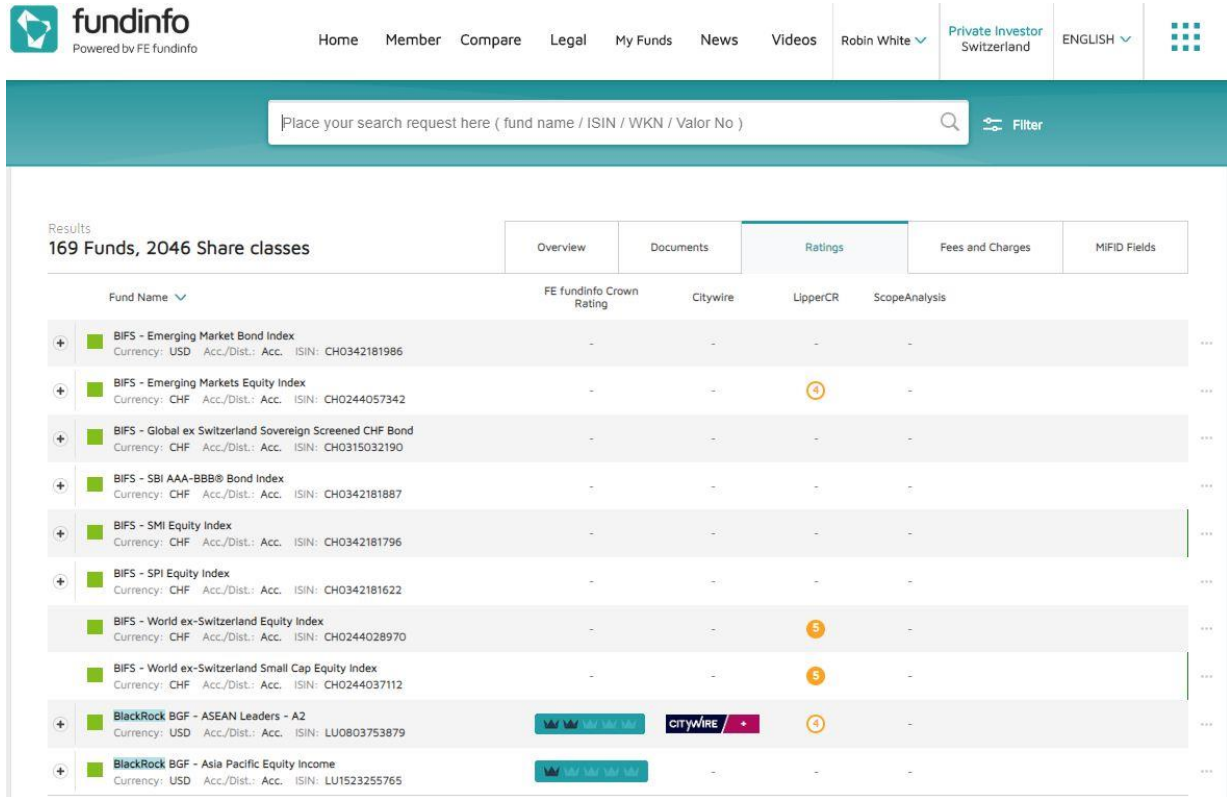
Figure 25: Search function - Documents tab

The documents shown in the figure above are relevant to our profile as a Private Investor in Switzerland. By hovering over the column headers as well as language icons, additional information is revealed:

- MR: Monthly Report
- QR: Quarterly Report
- PR: Prospectus
- SPR: Simplified Prospectus
- PRP: PRIIP Key Investor Document
- KIID: Key Investor Information Document
- KFS: Key Fact Statement
- CON: Terms of contract
- AR: Annual Report
- SAR: Semi-annual Report
- MC: Manager Commentary
- LM: Legal Announcements
- INF: Additional information for investors

Note that other fund domiciles may omit or display additional documents according to regulations in that region. For example, the YTD column is not published for funds registered in Belgium. A summary of all documents that are published for which countries is published online: [“Documents and Data Published on fundinfo.com”](#).

The **Ratings tab** displays rating by analyst agencies PureGroup, Citywire and Lipper (not all ratings are available in all fund markets) as well as FE fundinfo Crown fund ratings;



Fund Name	FE fundinfo Crown Rating	Citywire	LipperCR	ScopeAnalysis
BIFS - Emerging Market Bond Index Currency: USD Acc./Dist.: Acc. ISIN: CH0342181986	-	-	-	-
BIFS - Emerging Markets Equity Index Currency: CHF Acc./Dist.: Acc. ISIN: CH0244057342	-	-	⓪	-
BIFS - Global ex Switzerland Sovereign Screened CHF Bond Currency: CHF Acc./Dist.: Acc. ISIN: CH0315032190	-	-	-	-
BIFS - SBI AAA-BBB [®] Bond Index Currency: CHF Acc./Dist.: Acc. ISIN: CH0342181887	-	-	-	-
BIFS - SMI Equity Index Currency: CHF Acc./Dist.: Acc. ISIN: CH0342181796	-	-	-	-
BIFS - SPI Equity Index Currency: CHF Acc./Dist.: Acc. ISIN: CH0342181622	-	-	-	-
BIFS - World ex-Switzerland Equity Index Currency: CHF Acc./Dist.: Acc. ISIN: CH0244028970	-	-	⓪	-
BIFS - World ex-Switzerland Small Cap Equity Index Currency: CHF Acc./Dist.: Acc. ISIN: CH0244037112	-	-	⓪	-
BlackRock BGF - ASEAN Leaders - A2 Currency: USD Acc./Dist.: Acc. ISIN: LU0803753879	⓪	CITYWIRE +	⓪	-
BlackRock BGF - Asia Pacific Equity Income Currency: USD Acc./Dist.: Acc. ISIN: LU1523255765	⓪	-	-	-

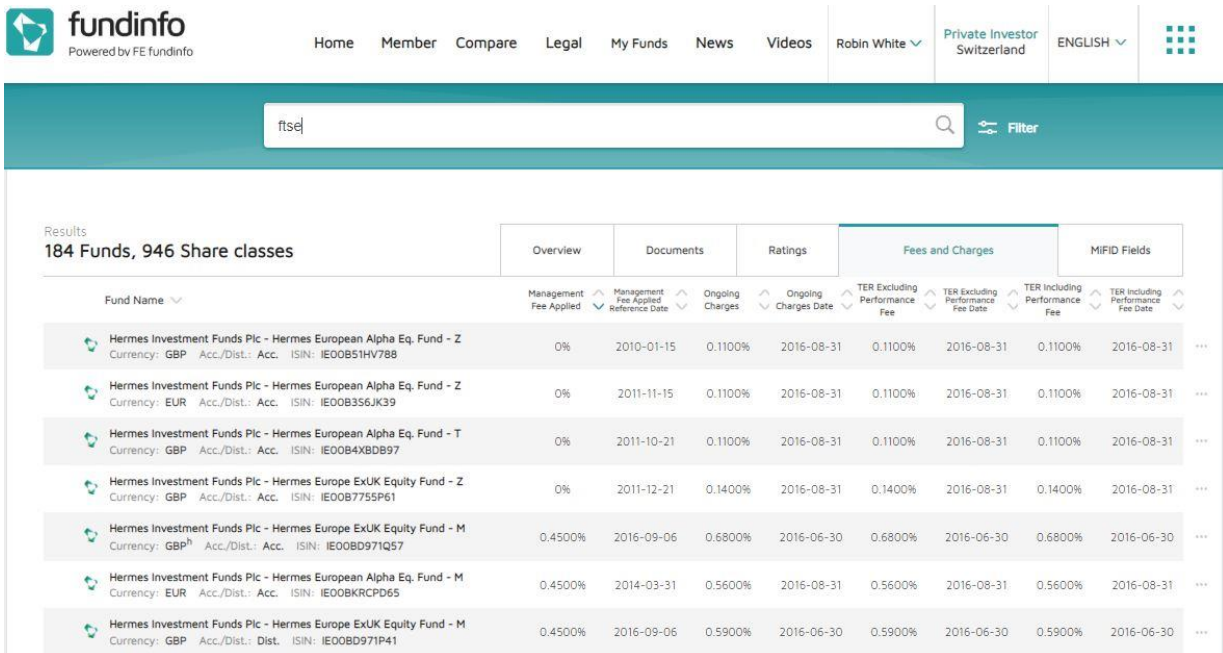
Figure 26: Ratings tab

Where a symbol appears in the column, a rating is available. For a definition of the symbols, click on the "Data Sources and Footnotes" link in the lower left corner.



Figure 27: Data Sources and Footnotes link

Clicking on the **Fees and Charges** tab displays all fees that apply to each fund or share class:



Fund Name	Management Fee Applied	Management Fee Applied Reference Date	Ongoing Charges	Ongoing Charges Date	TER Excluding Performance Fee	TER Excluding Performance Fee Date	TER Including Performance Fee	TER Including Performance Fee Date
Hermes Investment Funds Plc - Hermes European Alpha Eq. Fund - Z Currency: GBP Acc./Dist.: Acc. ISIN: IE00B51HV788	0%	2010-01-15	0.1100%	2016-08-31	0.1100%	2016-08-31	0.1100%	2016-08-31
Hermes Investment Funds Plc - Hermes European Alpha Eq. Fund - Z Currency: EUR Acc./Dist.: Acc. ISIN: IE00B356JK39	0%	2011-11-15	0.1100%	2016-08-31	0.1100%	2016-08-31	0.1100%	2016-08-31
Hermes Investment Funds Plc - Hermes European Alpha Eq. Fund - T Currency: GBP Acc./Dist.: Acc. ISIN: IE00B4XDB97	0%	2011-10-21	0.1100%	2016-08-31	0.1100%	2016-08-31	0.1100%	2016-08-31
Hermes Investment Funds Plc - Hermes Europe EXUK Equity Fund - Z Currency: GBP Acc./Dist.: Acc. ISIN: IE00B7755P61	0%	2011-12-21	0.1400%	2016-08-31	0.1400%	2016-08-31	0.1400%	2016-08-31
Hermes Investment Funds Plc - Hermes Europe EXUK Equity Fund - M Currency: GBP Acc./Dist.: Acc. ISIN: IE00BD971Q57	0.4500%	2016-09-06	0.6800%	2016-06-30	0.6800%	2016-06-30	0.6800%	2016-06-30
Hermes Investment Funds Plc - Hermes European Alpha Eq. Fund - M Currency: EUR Acc./Dist.: Acc. ISIN: IE00BKRCPD65	0.4500%	2014-03-31	0.5600%	2016-08-31	0.5600%	2016-08-31	0.5600%	2016-08-31
Hermes Investment Funds Plc - Hermes Europe EXUK Equity Fund - M Currency: GBP Acc./Dist.: Dist. ISIN: IE00BD971P41	0.4500%	2016-09-06	0.5900%	2016-06-30	0.5900%	2016-06-30	0.5900%	2016-06-30

Figure 28: Fees and Charges tab

Rolling the cursor over the column headers displays the openfunds Data-ID associated with each fee. A complete definition of each fee can be obtained by inserting it's Data-ID into a link in your browser, for example, for "Management Fee Applied", rolling over the header displays "OFT452000". To obtain the full definition of this field, insert this ID into this link in your browser and press return:

<https://www.openfunds.org/OFST452000>

Summary:

- **Management Fee Applied:** Applied management fee of this share class
- **Management Fee Applied Reference Date:** Reference date of applied management fee – since when the current management fee has been in effect
- **Ongoing Charges:** as described in the [ESMA guidelines](#) - "Methodology for calculation of the Ongoing Charges figure in the Key Investor Information Document"
- **Ongoing Charges Date:** Since when the current ongoing charges have been in effect
- **TER Excluding Performance Fee:** Total Expense Ratio (TER) excluding performance fee
- **TER Excluding Performance Fee Date:** Date since current Total Expense Ratio (TER) excluding performance fee has been in effect.
- **TER Including Performance Fee:** Total Expense Ratio (TER) including performance fee
- **TER Including Performance Fee Date:** Date since current Total Expense Ratio (TER) including performance fee has been in effect.

When comparing share classes of a fund, these tabs are extremely useful as all information that differentiates one share class from another can be quickly accessed via a few mouse clicks.

9.4. Fund house information and contact details

For quick access to fund house information and contact details, click on the icon (or fund house logo for premium members) to the immediate left of the fund name in the search results listing.

Information about the fund house will appear in a new window (see figure below).

Figure 29: Accessing fund house information via the search results page

9.5. Display all fund information on a single page

To view a fund's complete information on a single page, click on the Fund Name. All the information that is available under the tabs is now displayed on a single scrollable page: Key Facts, Fees and Charges, Documents, Share Class Information, MiFID data, MiFID ExPost data, PRIIP data, and Target Market data including openfunds Data-IDs. Clicking on the different share class links on the left side instantly updates all information for the new share class. This page can be printed via the right-click menu options.

Share classes

- CHF^h - A CHF Acc Hdg
LU0807690671 >
- EUR - A EUR Acc
LU0164455502 >**
- USD^h - A USD Acc Hdg
LU0807690754 >
- EUR - E EUR Acc
LU0705572823 >
- USD^h - E USD Acc Hdg
LU0992629153 >
- CHF^h - F CHF Acc Hdg
LU0992629310 >
- EUR - F EUR Acc
LU0992629237 >
- GBP - F GBP Acc
LU0992629401 >
- GBP^h - F GBP Acc Hdg
LU0553415323 >
- USD^h - F USD Acc Hdg
LU0992629583 >

[+ Add to My Funds](#)

[+ Add to Compare List](#)

Carmignac Portfolio - Commodities A EUR (LU0164455502) ⌵

Key Facts ⌵

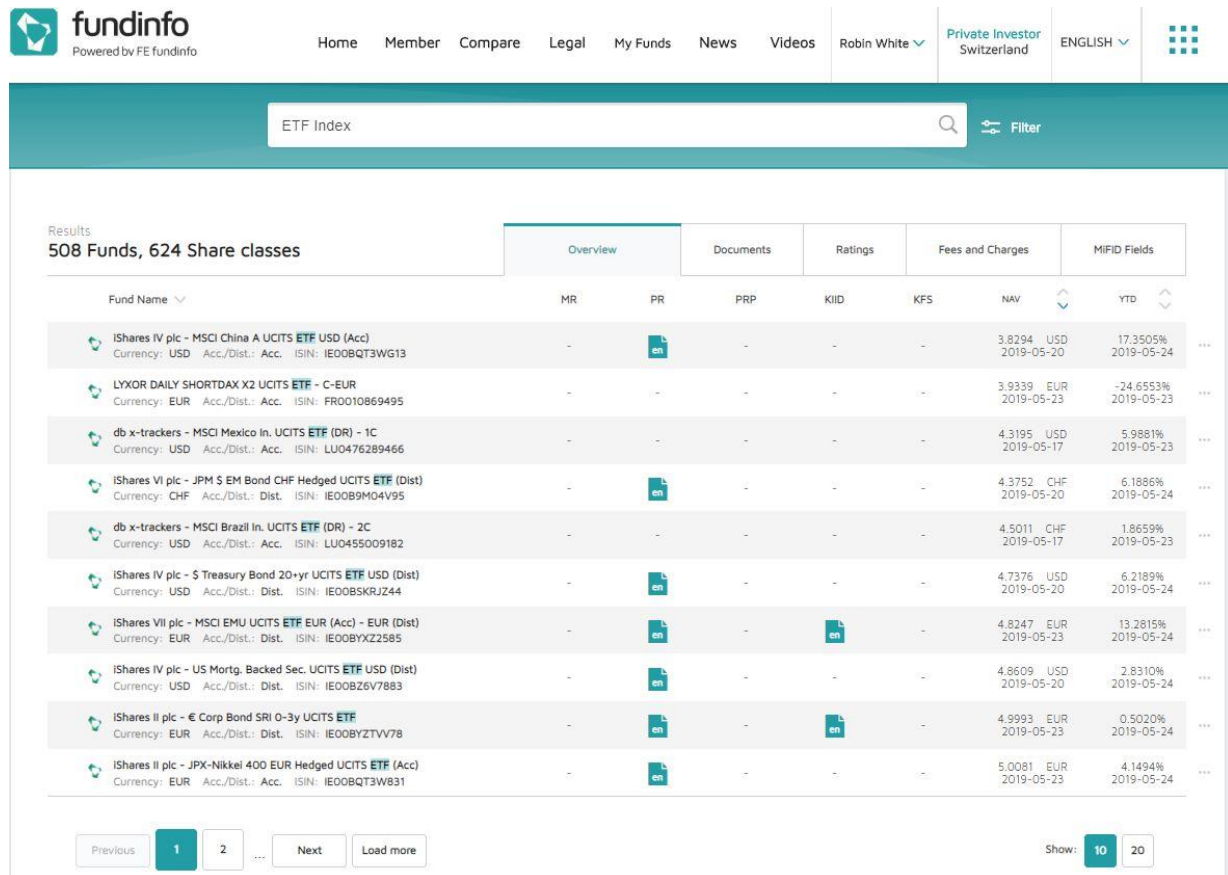
FUND GROUP NAME	Carmignac Gestion
FUNDINFO PUBLICATION NAME	Carmignac Portfolio - Commodities
ISIN	LU0164455502
BLOOMBERG CODE	CARCOMM LX
VALOR	1568347
WKN	914233
FUND CURRENCY	EUR
FUNDINFO MAIN CATEGORY	Commodities
FUNDINFO SUB CATEGORY	Equity, Mixed
SHARE CLASS NAV HEDGE	no
NAV	310.3122 USD
YTD	5.8696%
ONGOING CHARGES	1.8000%
MANAGEMENT FEE ADDITION	-

Figure 30: Search function - all fund information in a single scrollable, printable page (scroll down for more data)

9.6. Searching for Exchange Traded Funds (ETFs)

To find only ETFs, include the term “ETF” in the search bar. This will insure that only ETFs are displayed (Note that you may also display only ETFs via the Advanced Search function by clicking on the “Only ETFs” box in the filter settings).

For example, to find all ETF index funds, search using “**ETF index**”:



The screenshot shows the fundinfo website interface. At the top, there is a navigation bar with the fundinfo logo, a search bar containing "ETF Index", and a "Filter" button. Below the search bar, the results are displayed in a table format. The table has columns for Fund Name, MR, PR, PRP, KIID, KFS, NAV, and YTD. The results list various ETFs, including iShares IV plc - MSCI China A UCITS ETF USD (Acc), LYXOR DAILY SHORTDAX X2 UCITS ETF - C-EUR, db x-trackers - MSCI Mexico In. UCITS ETF (DR) - 1C, iShares VI plc - JPM \$ EM Bond CHF Hedged UCITS ETF (Dist), db x-trackers - MSCI Brazil In. UCITS ETF (DR) - 2C, iShares IV plc - \$ Treasury Bond 20-yr UCITS ETF USD (Dist), iShares VII plc - MSCI EMU UCITS ETF EUR (Acc) - EUR (Dist), iShares IV plc - US Mortg. Backed Sec. UCITS ETF USD (Dist), iShares II plc - € Corp Bond SRI 0-3y UCITS ETF, and iShares II plc - JPX-Nikkei 400 EUR Hedged UCITS ETF (Acc).

Fund Name	MR	PR	PRP	KIID	KFS	NAV	YTD
iShares IV plc - MSCI China A UCITS ETF USD (Acc) Currency: USD Acc./Dist.: Acc. ISIN: IE00BQT3WG13	-	en	-	-	-	3,8294 USD 2019-05-20	17,3505% 2019-05-24
LYXOR DAILY SHORTDAX X2 UCITS ETF - C-EUR Currency: EUR Acc./Dist.: Acc. ISIN: FR0010869495	-	-	-	-	-	3,9339 EUR 2019-05-23	-24,6553% 2019-05-23
db x-trackers - MSCI Mexico In. UCITS ETF (DR) - 1C Currency: USD Acc./Dist.: Acc. ISIN: LU0476289466	-	-	-	-	-	4,3195 USD 2019-05-17	5,9881% 2019-05-23
iShares VI plc - JPM \$ EM Bond CHF Hedged UCITS ETF (Dist) Currency: CHF Acc./Dist.: Dist. ISIN: IE00B9M04V95	-	en	-	-	-	4,3752 CHF 2019-05-20	6,1886% 2019-05-24
db x-trackers - MSCI Brazil In. UCITS ETF (DR) - 2C Currency: USD Acc./Dist.: Acc. ISIN: LU0455009182	-	-	-	-	-	4,5011 CHF 2019-05-17	1,8659% 2019-05-23
iShares IV plc - \$ Treasury Bond 20-yr UCITS ETF USD (Dist) Currency: USD Acc./Dist.: Dist. ISIN: IE00B5KRJZ44	-	en	-	-	-	4,7376 USD 2019-05-20	6,2189% 2019-05-24
iShares VII plc - MSCI EMU UCITS ETF EUR (Acc) - EUR (Dist) Currency: EUR Acc./Dist.: Dist. ISIN: IE00BYXZ2585	-	en	-	en	-	4,8247 EUR 2019-05-23	13,2815% 2019-05-24
iShares IV plc - US Mortg. Backed Sec. UCITS ETF USD (Dist) Currency: USD Acc./Dist.: Dist. ISIN: IE00BZ6V7883	-	en	-	-	-	4,8609 USD 2019-05-20	2,8310% 2019-05-24
iShares II plc - € Corp Bond SRI 0-3y UCITS ETF Currency: EUR Acc./Dist.: Dist. ISIN: IE00BYZTVV78	-	en	-	en	-	4,9993 EUR 2019-05-23	0,5020% 2019-05-24
iShares II plc - JPX-Nikkei 400 EUR Hedged UCITS ETF (Acc) Currency: EUR Acc./Dist.: Acc. ISIN: IE00BQT3W831	-	en	-	-	-	5,0081 EUR 2019-05-23	4,1494% 2019-05-24

Figure 31: Searching for ETFs

This search results in all ETFs which track a market index. Display of information for ETFs is exactly the same as for active funds.



Clicking on an ETF name opens a detailed page describing all attributes of the ETF, exactly as is done for active funds. In addition, more detailed information about the ETF including historical performance data and the ability to compare an ETF with up to five other ETFs side-by-side can be done by visiting fundinfo.com's sister site, <http://www.etfinfo.com>, see section 9.7 "etfinfo.com".

9.7. etfinfo.com

Although fundinfo.com includes Exchange Traded Funds (ETFs), investors who are interested exclusively in ETFs are recommended to visit our sister site, www.etfinfo.com where more information about ETFs are available. In particular, it provides historical performance data and the ability for investors to compare up to 5 ETFs side by side.

www.etfinfo.com is also operated by fundinfo and provided to investors free-of-charge.

9.8. Filter Search

For more detailed searches, click on the "Filter" link.

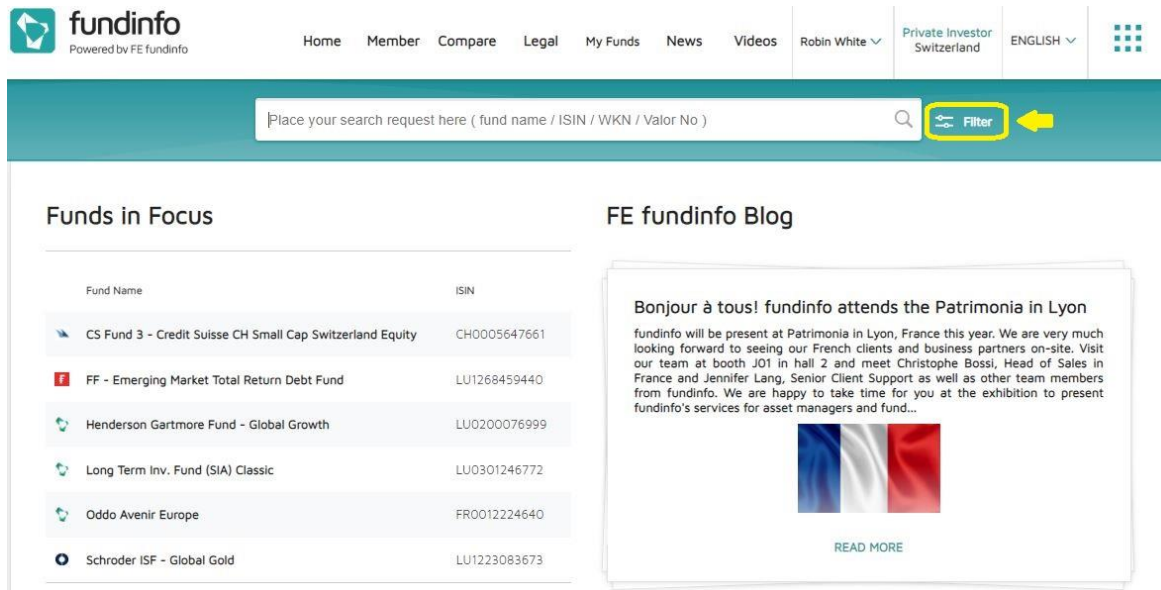


Figure 32: "Filter" provides an advanced search function

The Filter function provides filters which allow you to search for funds based on multiple investment categories such as, investment category(s), fund group(s), fund domicile(s), and currency(s).

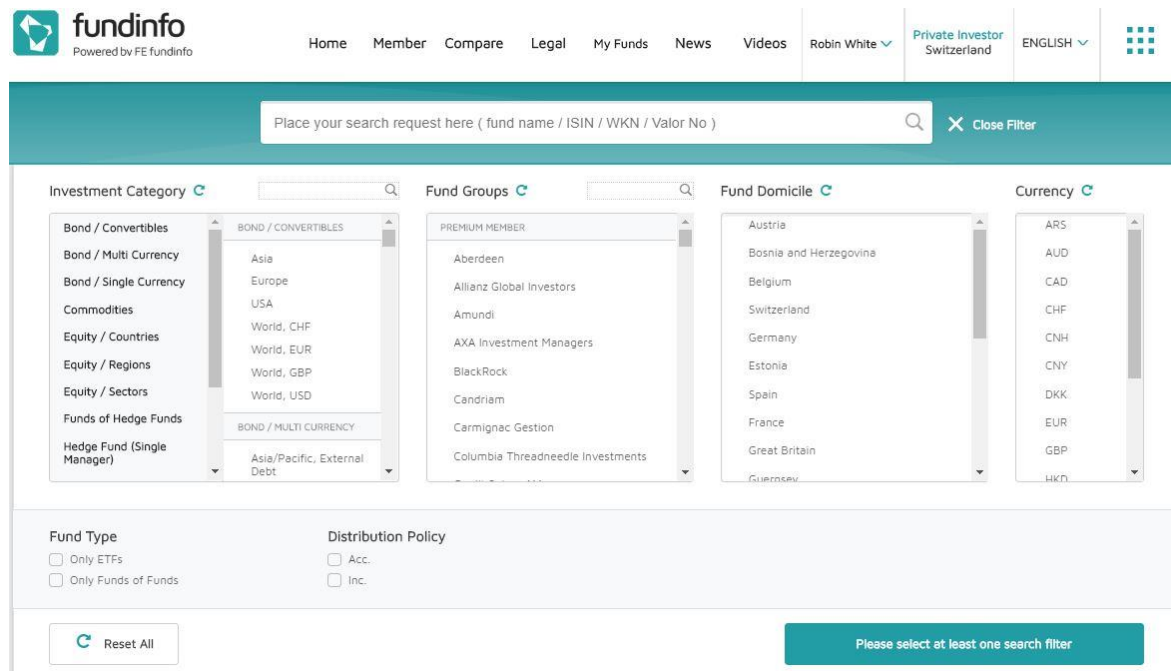


Figure 33: "Filter" example search

In addition to the category filters, your selection can be further filtered according to fund type (Only ETFs, and/or only Fund of Funds), and whether the fund has an Accumulating or Income policy. The number of matching funds found is shown within the orange Search button. All filter setting can be cleared by clicking on the Reset button. Press the orange Search button to display all funds that match your filter criteria.

Place your search request here (fund name / ISIN / WKN / Valor No) Filter

Fundinfo Sub Category: World, USD Fund Group Name: Credit Suisse AM Fund Domicile Alpha-2: LU Fund Currency: USD

Results
2 Funds, 9 Share classes

Fund Name	MR	PR	PRP	KIID	KFS	NAV	YTD
CS IF 1 - Credit Suisse Lux AgaNola Global Convertible Bond - B USD Currency: USD Acc./Dist.: Acc. ISIN: LU0458985982	-	-	-	-	-	127,6551 CHF 2019-05-17	4,3279% 2019-05-23
CS IF 2 - Credit Suisse Lux Global Balanced Convertible Bond - B USD Currency: USD Acc./Dist.: Acc. ISIN: LU0426279682	-	-	-	-	-	146,9400 USD 2019-05-17	5,8627% 2019-05-23

2 share classes selected Compare Clear Compare List

Data Sources and Footnotes

Figure 34: Example Filter search result

The results of a Filter search appear exactly as the results of the Search function and each fund's information is accessed in the same way; simply click on the tab / links of interest.

10. Platform statistics

Platform statistics can be viewed accessed via the bottom of the fundinfo.com homepage:



Figure 35: Accessing platform statistics

The summary figures shown on the homepage are relevant only for your domicile and investor profile, in this example as a professional investor based in Switzerland. In this case, we see that 477 Fund groups provide fund information about 9665 funds and 77870 share classes relevant to your profile. A total of 20531374 fund documents are available in the archive for this profile. These statistics change with time.

Clicking on **MORE STATISTICS** opens the statistics webpage (<https://statistics.fundinfo.com>) which displays detailed information about all information stored on the platform for all domiciles.

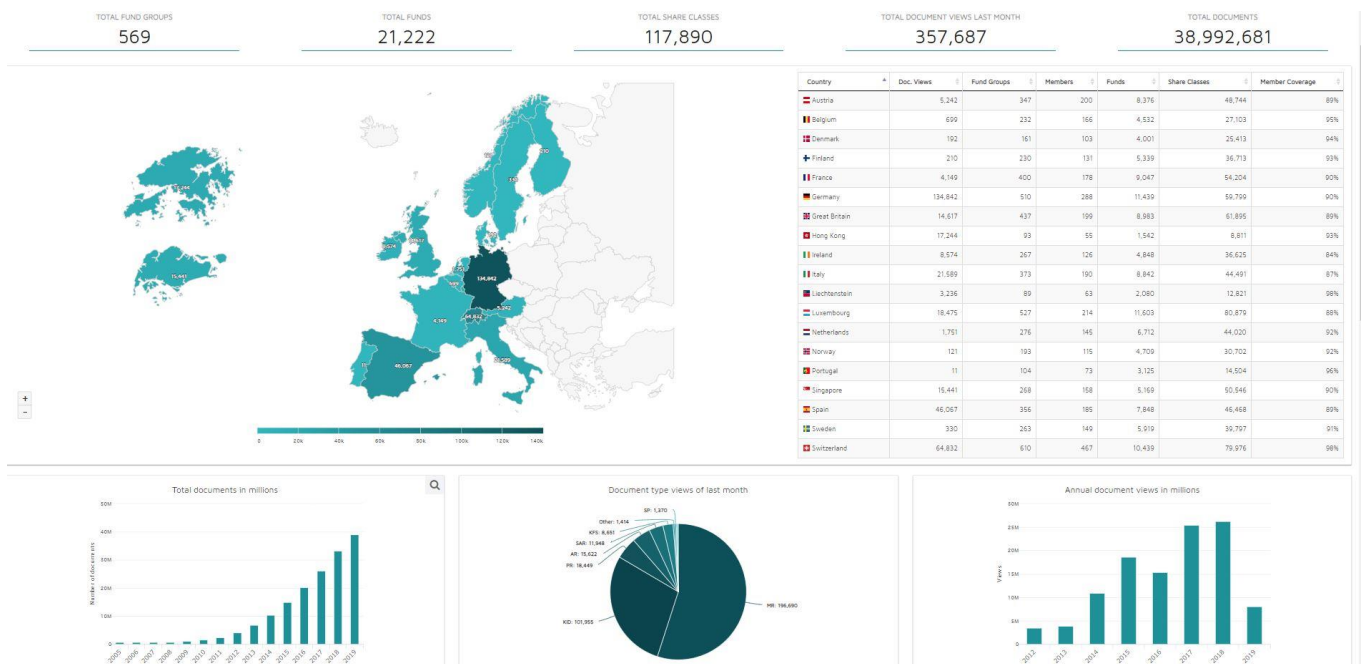


Figure 36: Statistics webpage

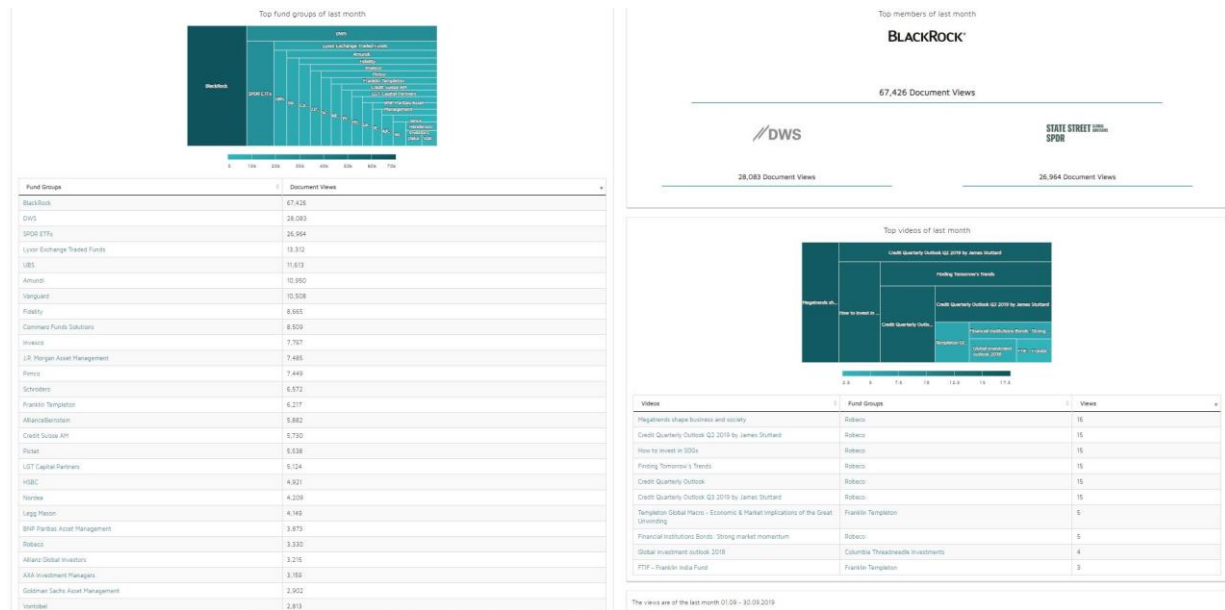


Figure 37: Statistics Webpage, continued

Statistics are updated on a monthly basis and can be summarised as follows:

- Total number of fund groups who publish on the platform
- Total number of funds hosted on the platform
- Total number of share classes hosted on the platform
- Total number of documents hosted on the platform
- Statistics broken down by fund domicile including document views (country)
- Historical growth of number of documents hosted on the platform
- Annual document views in millions
- Top fund groups of last month in terms of document views
- Last month's document views per fund group
- Top videos of last month

11. Footer

On every page there is a footer with fundinfo HQ contact details, site navigation links and links to social media (Linkedin, Twitter and Xing), Disclaimer and Privacy Policy:

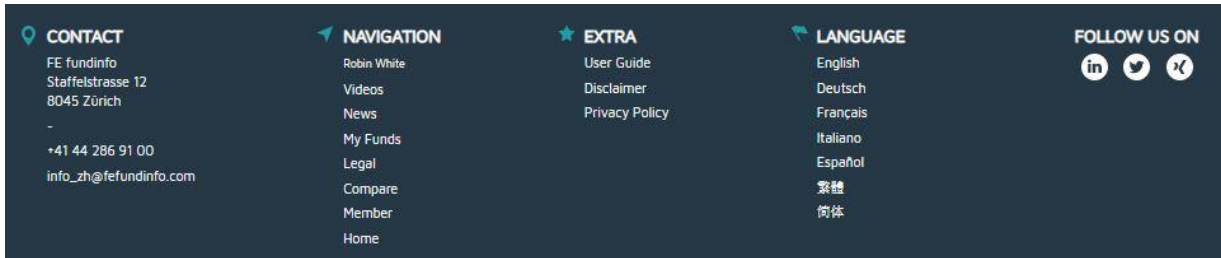


Figure 38: www.fundinfo.com footer

12. Header

On the top of each webpage there are links to other associated fundinfo platforms:

- **etfinfo**, <http://www.etfinof.com>: similar to www.fundinfo.com, this platform focuses only on Exchange Traded Funds and provides additional tools supporting historical performance data as well as side-by-side comparison of up to five ETFs. See section 9.7 "etfinfo.com".
- **Statistics**: opens the Statistics webpage described in section 10.
- **Document Dissemination**, <https://dissemination.fundinfo.com> is an automated fund document dissemination service provided by fundinfo. It is used by Fund Houses to electronically distribute selected documents (Prospectus, KIIDs, reports, etc.) to Fund Distributors via email. It is typically used for smaller distributors who resell a limited number of funds.
- **Data Feed**: this link takes you to the Data Feed homepage, <https://datafeed.fundinfo.com/>. Datahub is a fundinfo platform that allows fund distributors and fund platforms to receive a customised feed of fund data on a regular basis via API gateway. The platform is self-service; users select the fund houses, funds and data fields they wish to receive. All data fields correspond to the openfunds standard. Data Feed is subject to a license fee.
- **Digital-Advisor**, <https://digital.fundinfo.com/> is an expert system for fund selection developed by fundinfo. Digital-Advisor evaluates funds based on qualitative criteria combined with investor's preferences and beliefs. Within seconds, it can generate a short-list of eligible active and passive funds. For more information visit the [Digital-Advisor webpage](#).
- **About**: this link takes you to fundinfo's corporate website, <https://about.fundinfo.com> where you can find details about all fundinfo services, company and contact details, and news.

13. Documents and data published on **www.fundinfo.com**

Fund and legal documents published on the platform are summarized in the document "Documents and Data Published on fundinfo.com" which may be downloaded [here](#).

14. Can't find a specific fund, fund information, or a document is obsolete?

Are you unable to find a specific fund or fund information? Are certain documents out-of-date or missing? Please let us know by sending an email to clientsupport@fundinfo.com

15. Glossary

15.1. Documents

The following terms refer to documents described on the platform.

Legal Documents, Marketing Documents

Marketing and Legal documents are published only by fund providers who are active members. Members of fundinfo.com are listed in the Members section of the website

Legal announcement Investors information

The [Swiss Financial Market Supervisory Authority FINMA](https://www.finma.ch/) has recognised www.fundinfo.com as official publication platform for legal announcements and prices (NAV) in Switzerland. Therefore, our Premium Members and Members can publish all their legal announcements electronically free of charge. Legal recognition in all fund markets covered by fundinfo can be found in section 5 "**Legal**". Investors information is not a legal announcement. Premium Members and Members can publish them for informational purposes.

Key Investor Information Document

The KIID (or KID, Key Investor Information Document) is a pre-sales document intended to give potential retail investors an overview of the key chances and risks of a financial product. Hence, it intends to intimate the key features of a financial product quickly to a potential private investor and to make it easy for him to compare different products.

PRIIP KID

Packaged Retail and Insurance-based Investment Products (PRIIPs) - Key Information Documents (KIDs). These new documents are standardised, forward-looking fund description documents intended to make it easier for retail investors to compare products sold in the EU with each other.

"Produktinformationsblatt"

The PIB (Produktinformationsblatt) is a presales document intended to give potential retail investors an overview of the key chances and risks of a financial product. Hence, it intends to intimate the key features of a financial product quickly to a potential private investor and to make it easy for him to compare different products.

15.2. Prices

Accumulated added deemed distribution income	Accumulated deemed distribution income of the fund.
Date of Accumulated deemed distribution income	Date on which the ADDI is calculated.
Bid price	Bid price of fund.
Offer price	Offer price of fund.
Net Asset Value/Price	The Swiss Financial Market Supervisory Authority FINMA has recognised our platform official publication organ for legal announcements and prices (NAV) in Switzerland. Our Premium Members and Members can publish all their NAVs electronically free of charge.
Net Asset Value/Price Date	Date on which the NAV is calculated.

15.3. Tax Figures

Interim Profit	Part of the NAV containing non-distributed/-retained payment for received or accrued interest resp. interest-like earnings.
Date Interim Profit	Date on which the Interim Profit is calculated.
Stock/Real Estate Earnings	Stock Earnings: Part of the NAV containing non-distributed/-retained stock dividend, profits from stock-like profit-participation certificates as well as capital gains on stocks and stock-like profit-participation certificates. With regards to fund of funds, stock earnings also contain stock earnings from domestic target funds. Real Estate Earnings: Part of the NAV containing non-distributed/-retained rental income as well as realized and unrealized income from foreign real estate that is tax-free due to an existing double taxation agreement (DTA) with Germany.
Date Stock/Real Estate Earnings	Date on which the Stock/Real Estate Earnings are calculated.

15.4. Ratings Agencies



[FE fundinfo](#) Crown Ratings are a quantitative measure covering the hundreds of thousands of investment instruments that we collect worldwide. These ratings are used. Ratings enable investors to distinguish between funds that are strongly outperforming their benchmark and those that are not.

The top 10% of funds will be awarded five FE fundinfo Crowns, the next 15% receiving four Crowns and each of the remaining three quartiles will be given three, two and one Crown(s) respectively.

Rebalanced twice a year in January and July, the rating takes into account three key measurements to derive a fund's performance: alpha, volatility and consistently strong performance.

FE fundinfo Crown Ratings are frequently used by professional advisers to screen for the best performing funds in a sector and at a factsheet level are used as part of an adviser's paper trail to show thorough and rigorous research has been undertaken.



[PureGroup](#) Forward Perspective Ratings are whole of market, quantitative driven assessments of a fund's anticipated performance in its peer group over the next 12 months. Uniquely, the methodology relates an investment product to leading macro-economic factors as opposed to past performance risk / return measures. PureGroup uses an independently tested, and proven macro-economic factor model to assess all investment products, open end, closes end and exchange traded, as well as active and passively managed funds with an appropriate track record. Its ratings are based on a 5 - 1 scale. PureGroup rates over 3000 investment products. For more information on the [PureGroup Forward Perspective Methodology](#)



[Citywire fund manager ratings](#) look at the risk-adjusted performance of the funds managed by the fund managers in the past three years. The ratings are based on the manager's performance for retail investment funds from 40 investment categories. Management of several funds is taken into account. Citywire follows over 1,800 managers. Approximately ten per cent receive a Citywire rating (AAA, AA or A). Around one per cent of all managers are awarded the highest rating, i.e. AAA. The ranking process is purely quantitative.



The [Lipper Rating](#) for Consistent Return identifies a fund that has provided relatively superior consistency and risk-adjusted returns when compared to a group of similar funds. Funds which achieve high ratings for Consistent Return may be the best fit for investors who value a fund's year-to-year consistency relative to other funds in a particular peer group. Investors are cautioned that some peer groups are inherently more volatile than others, and even Lipper Leaders for Consistent Return in the most volatile groups may not be well suited to shorter-term goals or less risk-tolerant investors. (keys 5 – 1, highest 5)

16. Sources of fund information

All fund documents and data provided on the platform come directly from the corresponding fund house or authorised provider. Data source for NAV, NAV date, YTD date and YTD performance come from Financial Express (FE) or directly from the fund house.

17. fundinfo services overview

Publication of fund marketing and mandatory documents is one of many financial services offered by fundinfo to fund houses. For an overview of all fund house services offered by fundinfo, please visit <https://www.fe-fundinfo.com/en-gb/channels/fund-managers/>.

18. Contacting fundinfo

If you have any questions, please contact fundinfo. Contact details can be found by clicking on the **ABOUT** link in the navigation bar, and then clicking on the "contact" link in the fundinfo corporate site which brings you to <https://www.fe-fundinfo.com/en-gb/contact-us/>. fundinfo maintains eight offices covering 19 countries in Europe and Asia.

19. FAQs

Why do I need fundinfo.com?

If you are looking for original fund and ETF documents including monthly and semi-annual reports, KIIDs, PRIIPs, prospectus and legal announcements, plus the latest information about the fund, fees, NAV price, and analyst ratings, then www.fundinfo.com is the place to go to. Instead of wasting valuable time hunting down the information here and there on the Internet, you can find all the information you need on www.fundinfo.com, quality checked, up to date and free of charge.

Why are the marketing documents of some fund providers not available and marked with a question mark?

That means that the corresponding fund provider is not yet a fundinfo member or premium member in your country of domicile and therefore neither data nor documents are published.

Why are certain fund documents not available in my chosen language?

fundinfo provides access to all the fund documents provided to us by each fund house hosted on the platform. It could be that the fund house does not produce the document in question in all languages.

Who is fundinfo's target audience?

www.fundinfo.com is available to all interested users in Switzerland, Denmark, Germany, Austria, Liechtenstein, Finland, France, Italy, Spain, Belgium, Netherlands, Norway, Sweden, Luxembourg, United Kingdom, Ireland, Portugal, Hong Kong and Singapore. It is aimed primarily at investment professionals such as fund-of-funds managers, independent asset managers, client advisers, fund research departments, pension fund managers, advanced private investors and financial journalists.

Where can I find performance comparisons on www.fundinfo.com?

At present, fundinfo.com does not offer performance comparisons for active funds. Side-by-side comparison of up to 5 ETFs, however, can be done on www.etfinfo.com's sister platform, www.etfinfo.com.

I cannot find a certain fund or fund provider on www.fundinfo.com. Who can I contact?

Please let us know which fund or fund provider you cannot find on fundinfo, and we shall consider adding the company.

What is the subscription service for on www.fundinfo.com?

If you wish to be informed automatically as soon as a new document of interest to you appears or is updated on www.fundinfo.com, you can take advantage of the "My Funds" features which allows you to subscribe to up to 200 funds or share classes free of charge. See section "My Funds tab" for details.

What personal details are stored when I use www.fundinfo.com?

fundinfo only stores personal details (name and email address only) if you register in order to use the My Funds email subscription service. Otherwise the platform may be used anonymously.

How much does it cost to use fundinfo?

For investors the service is free-of-charge. fundinfo is financed entirely by participating fund houses, i.e. our members and premium members.

What does the plus symbol (+) in front of a fund's name stand for?

If a fund has share classes, these can be expanded and viewed by clicking on the plus symbol.

Can I contact a fund provider via fundinfo?

Yes. Simply click on the corresponding symbol next to the fund's name to view the contact information of a participating fund provider, or click on the "MEMBER" tab and click on the desired fund house logo.

20. Revision History

Version	Date	Author	Description
1.0.5	28.01.2020	robin.white@fefundinfo.com	Added description for FE fundinfo Crown Ratings
1.0.4	28.10.2019	robin.white@fefundinfo.com	Update to reflect new branding and screens
1.0.3	01.04.2019	carl.fenger@fundinfo.com	Update to reflect the relaunched platform.
1.0.2	31.10.2018	carl.fenger@fundinfo.com	New Scandinavian countries added, general updates.
1.0.1	29.01.2018	carl.fenger@fundinfo.com	Updates (German tax info removed, Fig. 20 updated, Data Feed added in Section 11, minor updates.)
1.0.0	17.11.2016	carl.fenger@fundinfo.com	Initial version

21. Disclaimer

The contents of this document are provided “as is”. This information may contain technical inaccuracies, typographical errors or out-of-date information and may be updated or changed without notice at any time. In no event shall fundinfo be liable for special, indirect, incidental or consequential damages resulting from or related to the use of this document.